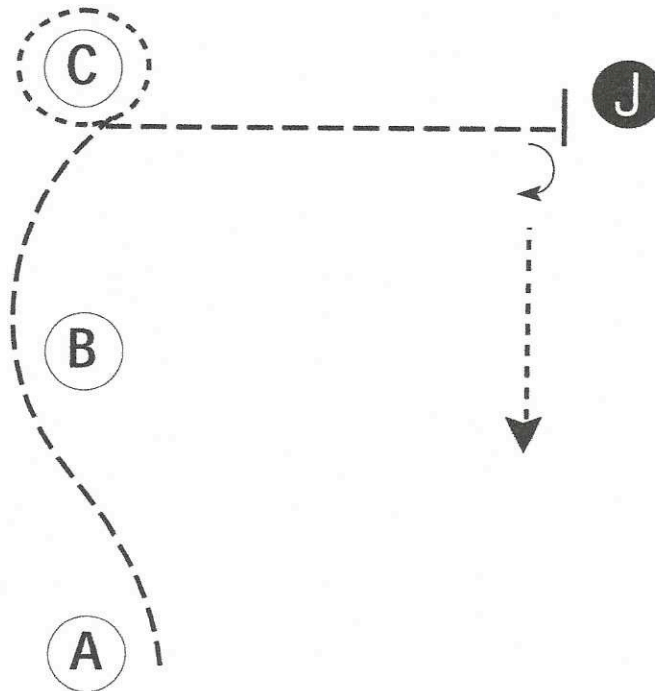


FTR Show 4

Showmanship Class 6 & 8 (19 & Over and 14-18)

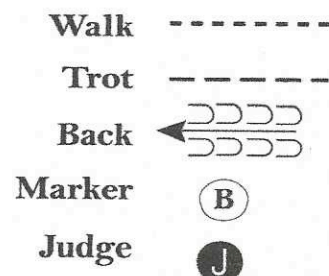
Show Date: 09-08-2024



Be ready at A.

1. When acknowledged, trot from A, around B and to C.
2. Walk a tight circle around C.
3. Trot to judge.
4. Stop and set up for inspection.
5. When dismissed, perform a 90 degree turn and walk away from judge.

Follow the directions of your ring steward.



[S/1-58]

Pattern Provided by:

Franklin Trail Riders

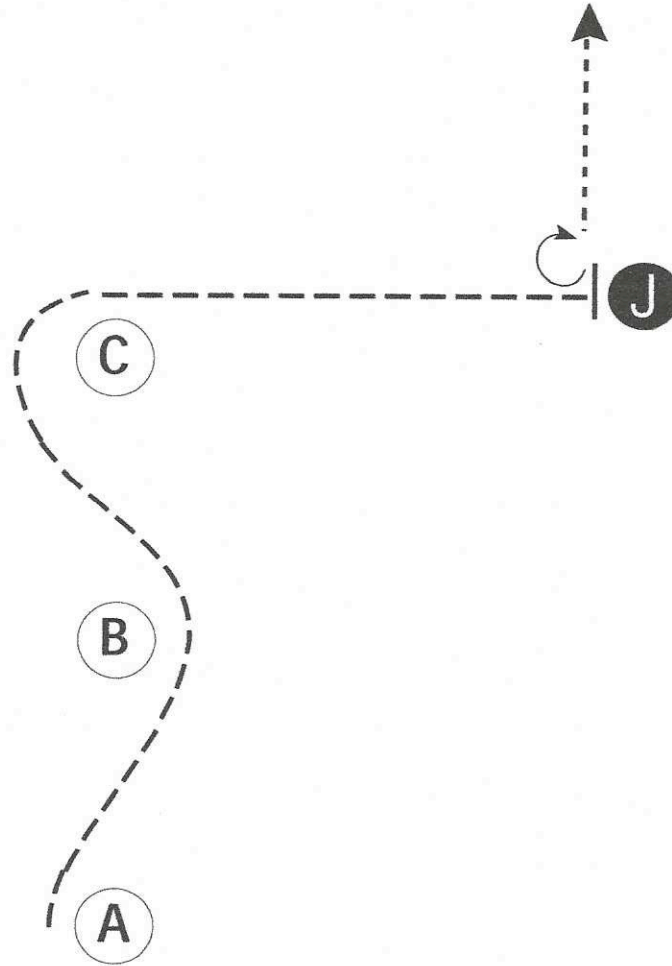
www.HorseShowPatterns.com

www.HorseShowPatterns.com

FTR Show 4

Showmanship Class 7 (13 & Under)

Show Date: 09-08-2024



Be ready at A.

1. When acknowledged, trot around B, around C and straight to judge.
2. Stop and set up for inspection.
3. When dismissed, perform a 270 degree turn and walk away from judge.

Follow the directions of the ring steward.

Walk	-----
Trot	- - - - -
Back	←
Marker	⊙ B
Judge	● J

[S/1-59]

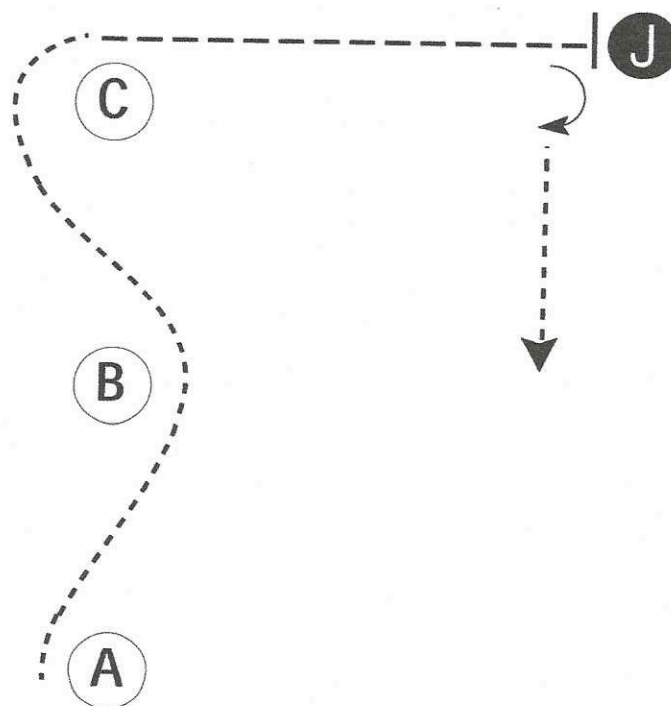
Pattern Provided by:

Franklin Trail Riders

FTR Show 4

Showmanship Class 9 (10 & Under Walk Trot)

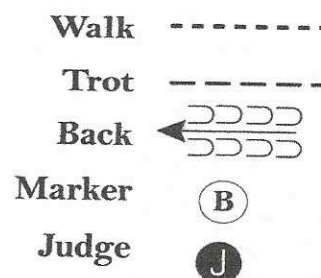
Show Date: 09-08-2024



Be ready at A.

1. When acknowledged, walk around B and around C.
2. Trot from C to judge.
3. Stop and set up for inspection.
4. When dismissed, perform a 90 degree turn and walk away from judge.

Follow the directions of the ring steward.



Pattern Provided by:

Franklin Trail Riders

[SWT-59]

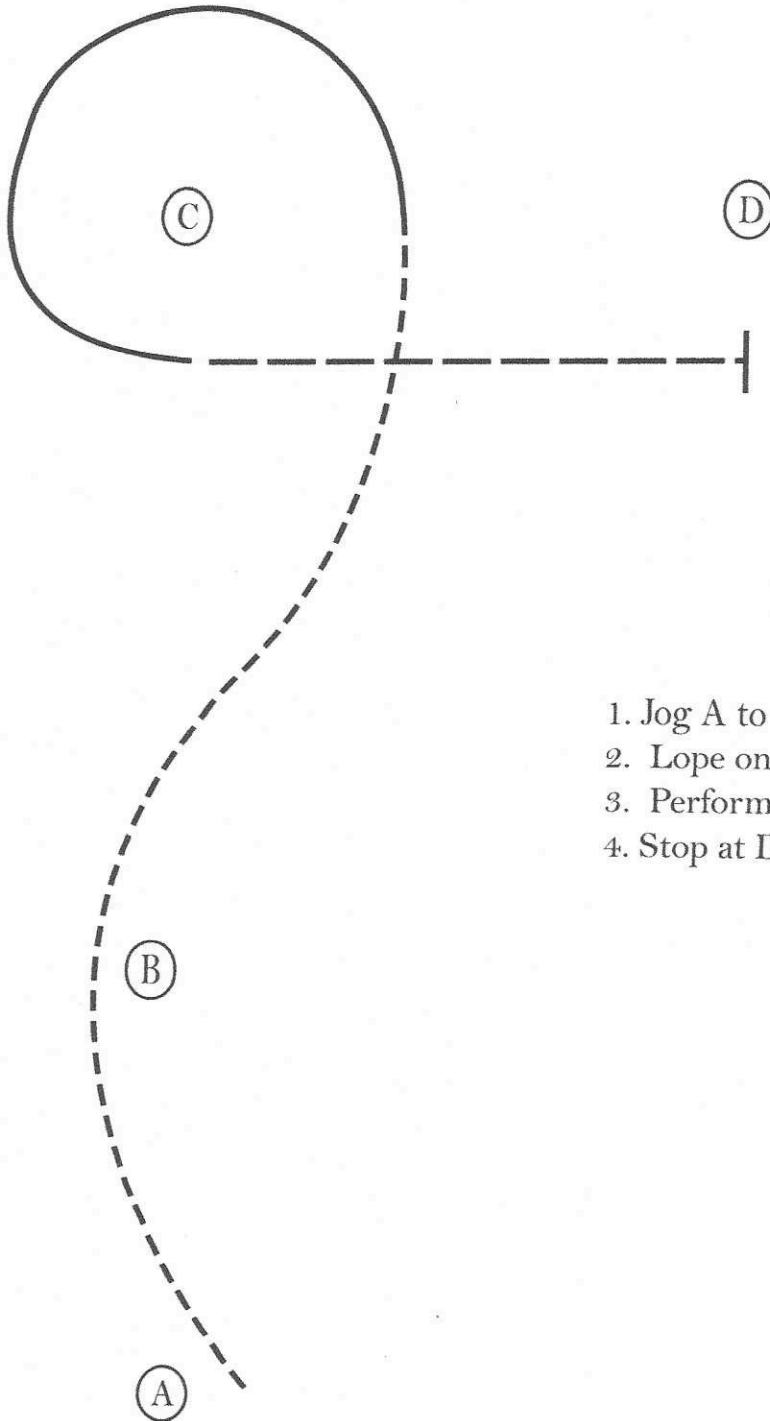
FTR Show 4

Green Equitation Class 12 (English riders will trot instead of jog)

Show Date: 09-08-2024

www.HorseShowPatterns.com

www.HorseShowPatterns.com



1. Jog A to C
2. Lope on the left lead around C
3. Perform an extended jog from C to D
4. Stop at D

Walk
Jog	-----
Extended Jog	—————
Lope	—————
Leg Yield	
Lead Change	↙
Back	←←←←←
Marker	⊙
Sidepass	←←←←←

[WH/1-4]

Pattern Provided by:
Franklin Trail Riders

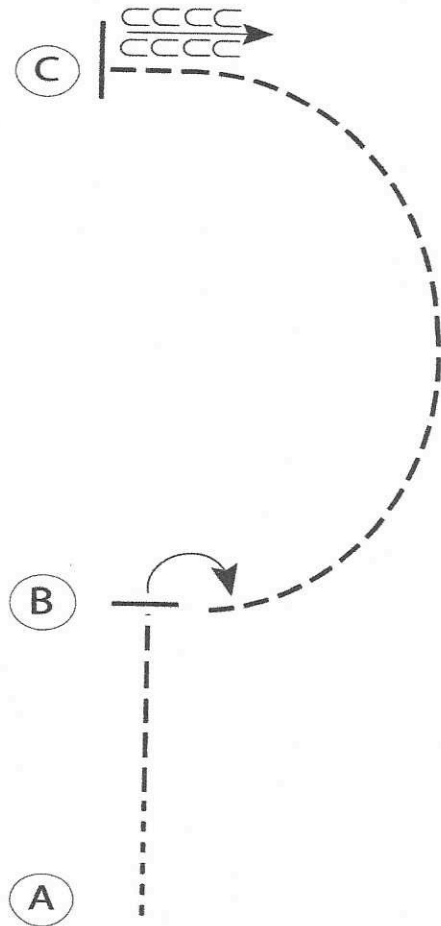
FTR Show 4

Leadline Equitation Class 14 (All riders will walk where jog is written)

Show Date: 09-08-2024

www.HorseShowPatterns.com

www.HorseShowPatterns.com



1. Be ready at A
2. Walk four steps from A.
3. Jog to B and stop.
4. Perform a 90 degree turn to the right on the hindquarters.
5. Jog a half circle to C.
6. At C stop and back four steps.

Walk	-----
Jog	- - - - -
Extended Jog	-----
Lope	—————
Leg Yield	
Lead Change	↗ ↘
Back	←←←←
Marker	(B)
Sidepass	←-----→

Pattern Provided by:

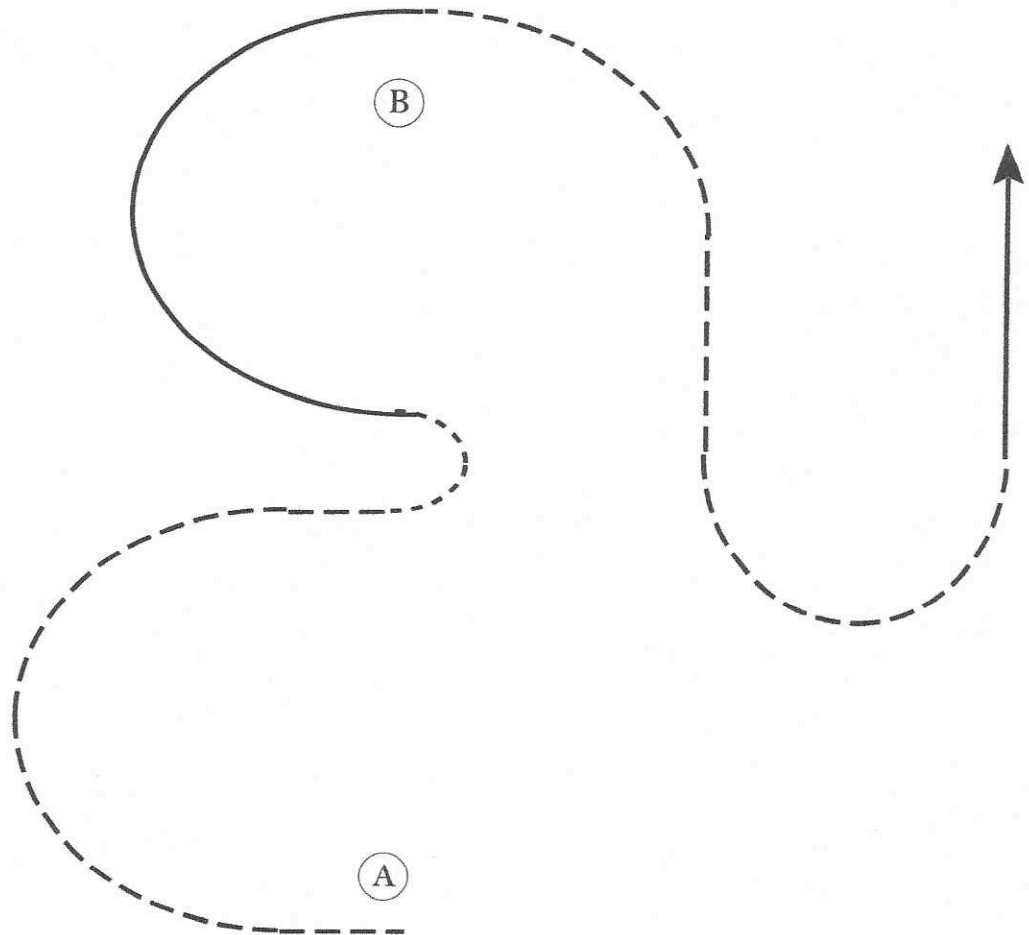
Franklin Trail Riders

[WH/WT-16]

FTR Show 4

English Equitation Class 31 & 33 (Pony and 13 & Under)

Show Date: 09-08-2024



Be ready at A.

1. Posting trot to center of pattern.
2. Break to a walk and walk a small half circle.
3. Canter on the right lead to B.
4. Posting trot on the left diagonal to center of pattern. Change diagonals and continue posting trot in a half circle.
5. Left lead canter to exit.

Follow the instructions of your ring steward.

Walk	-----
Trot	- - - - -
Extended Trot	-----
Canter	-----
Leg Yield	
Lead Change	↘
Back	←←←←←
Marker	⊙ B
Sidepass	←←←←←
Hand Gallop	-----

[HSE/1-73]

Pattern Provided by:

Franklin Trail Riders

www.HorseShowPatterns.com

www.HorseShowPatterns.com

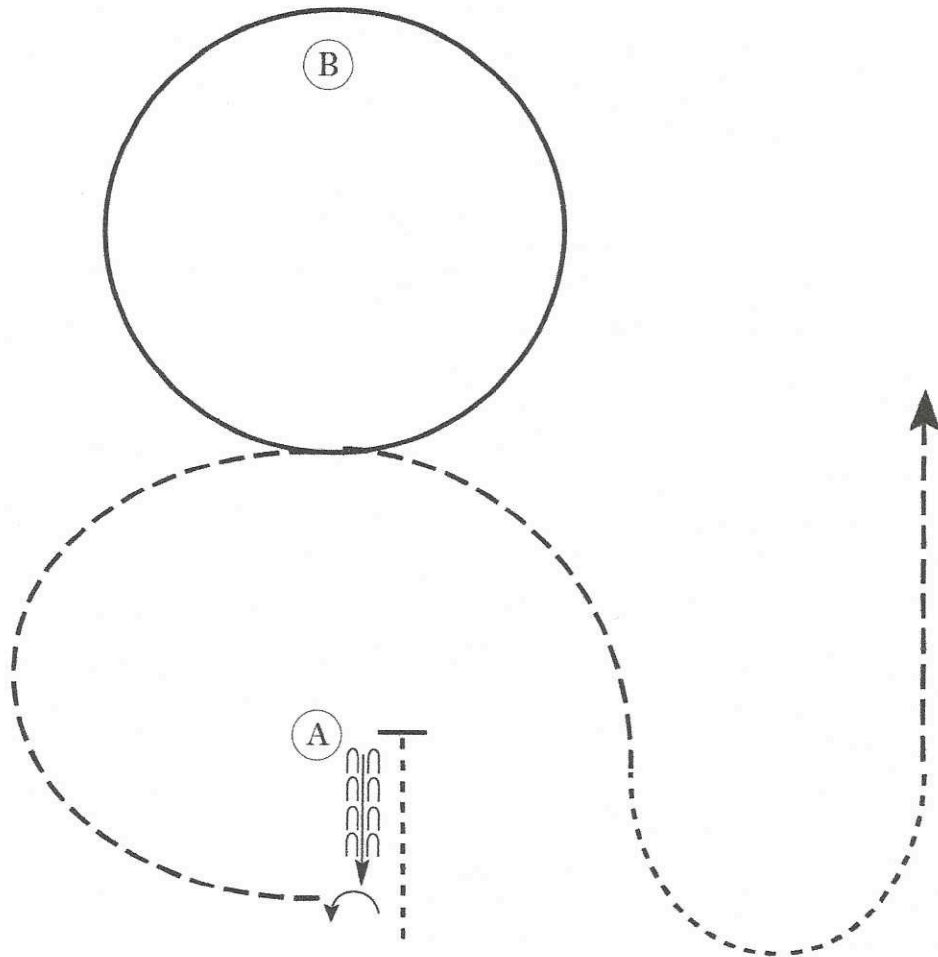
FTR Show 4

Equitation Class 32 & 34 (19 & Over and 14-18)

Show Date: 09-08-2024

www.HorseShowPatterns.com

www.HorseShowPatterns.com



Be ready before A.

1. Walk to A. Back approximately one horse length the perform a 1/4 turn on the forehand left.
2. Posting trot on the left diagonal to center
3. Canter a circle around B on the left lead.
4. Break to a sitting trot in center and trot until even with A.
5. Walk a half circle.
6. Posting trot on the right diagonal to exit.

Follow the instructions of your ring steward.

Walk	-----
Trot	- - - - -
Extended Trot	-----
Canter	-----
Leg Yield	
Lead Change	///
Back	←←←←← →→→→→
Marker	⊙
Sidepass	←←←←←
Hand Gallop	-----

[HSE/1-72]

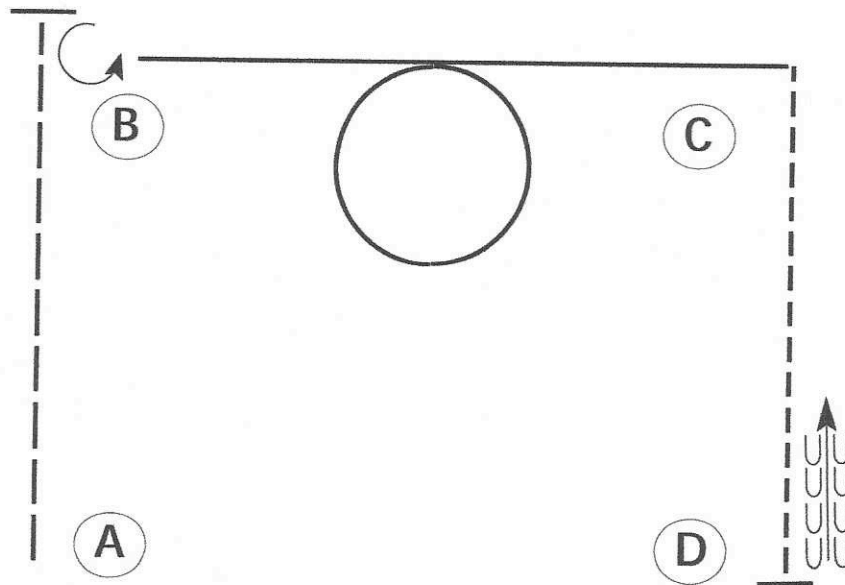
Pattern Provided by:

Franklin Trail Riders

FTR Show 4

Horsemanship Class 46 & 48 (Pony and 13 & Under)

Show Date: 09-08-2024



Be ready at A.

1. Extended trot from A past B.
2. Stop past B and perform a 270 degree turn to the left.
3. Lope on the right lead halfway to C.
4. Perform a small, slow circle to the right.
5. Continue to lope past C.
6. Jog to D.
7. Stop and back approximately one horse length.

Follow the instructions of your ring steward.

Walk	-----
Jog	- - - - -
Extended Jog	- - - - -
Lope	—————
Lead Change	———/———
Back	←———
Marker	(B)

[WH/1-89]

Pattern Provided by:

Franklin Trail Riders

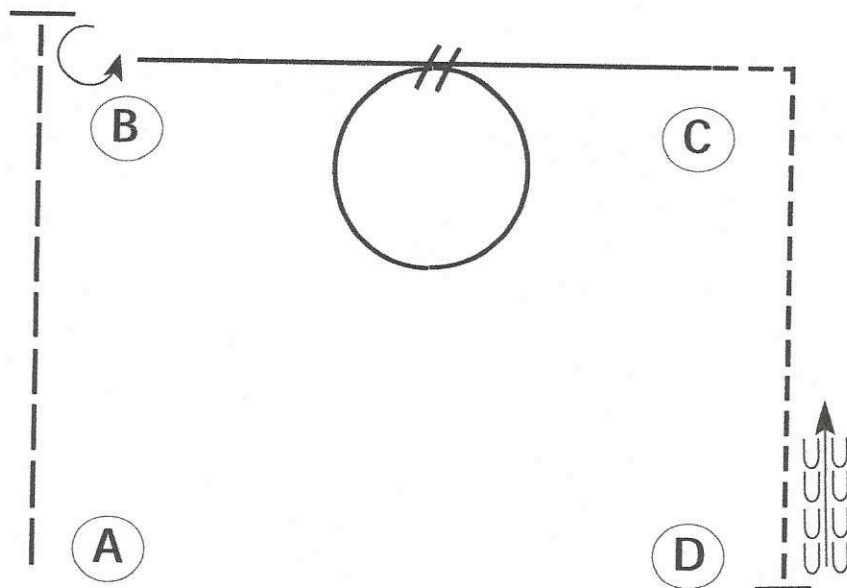
www.horsethows.com

www.horsethows.com

FTR Show 4

Horsemanship Class 47 & 49 (19 & Over and 14-18)

Show Date: 09-08-2024



Be ready at A.

1. Extended trot from A past B.
2. Stop past B and perform a 270 degree turn to the left.
3. Lope on the left lead halfway to C.
4. Perform a simple lead change and lope a circle to the right.
5. Continue to lope to C.
6. At C, break to a jog and jog to D.
7. Stop and back approximately one horse length.

Follow the instructions of your ring steward.

Walk	-----
Jog	- - - - -
Extended Jog	-----
Lope	—————
Lead Change	⌘
Back	←←←←←
Marker	Ⓚ

[WH/1-88]

Pattern Provided by:

Franklin Trail Riders

www.horseshowpatterns.com

www.horseshowpatterns.com

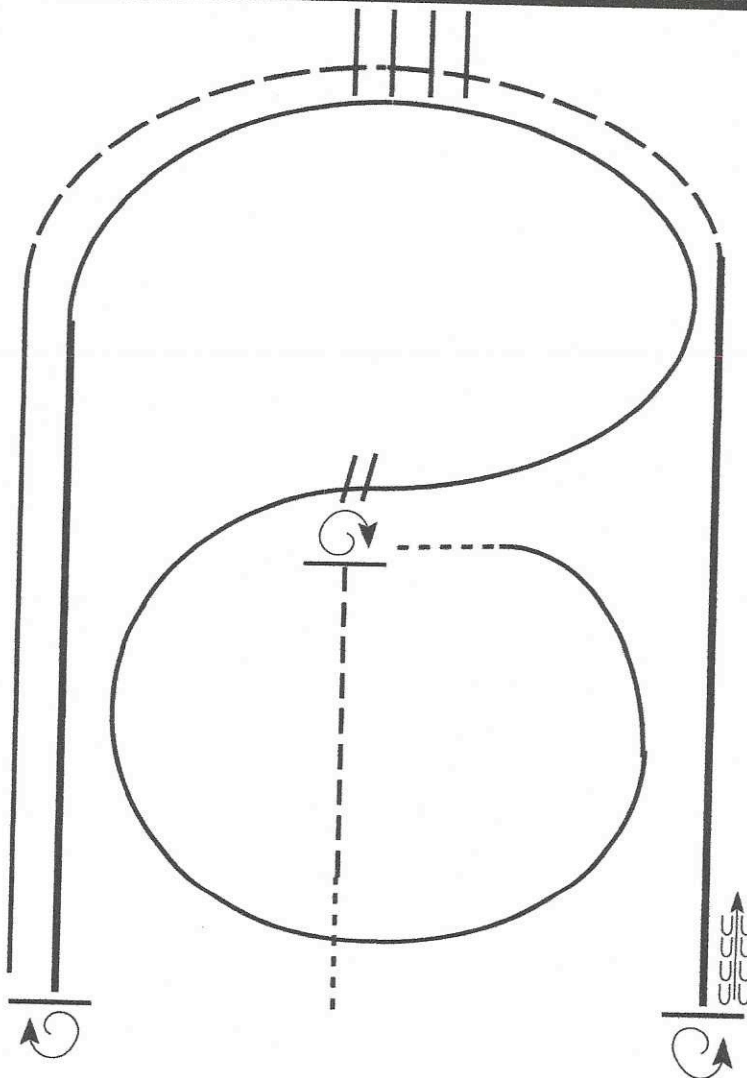
FTR Show 4

Ranch Pattern Class 52 & 53 (19 & Over and 18 & Under)

Show Date: 09-08-2024

www.HorseShowPatterns.com

www.HorseShowPatterns.com



1. Walk
2. Jog
3. Stop, do a 1 1/4 turn to the right
4. Walk. Then, lope small circle on the right lead
5. Change leads, (simple or flying) lope left lead around end of the arena
6. Extend the lope on the left lead
7. Stop, do a 2 1/2 turns right
8. Lope straight on the right lead
9. Extend the jog around end of the arena across poles/logs
10. Extend the lope on right lead
11. Stop, do 2 turns left
12. Back

Walk	-----
Jog	-----
Extended Jog	-----
Lope	-----
Lead Change	/
Back	←←←←←
Marker	ⓑ

Pattern Provided by:

Franklin Trail Riders

[RR/6]

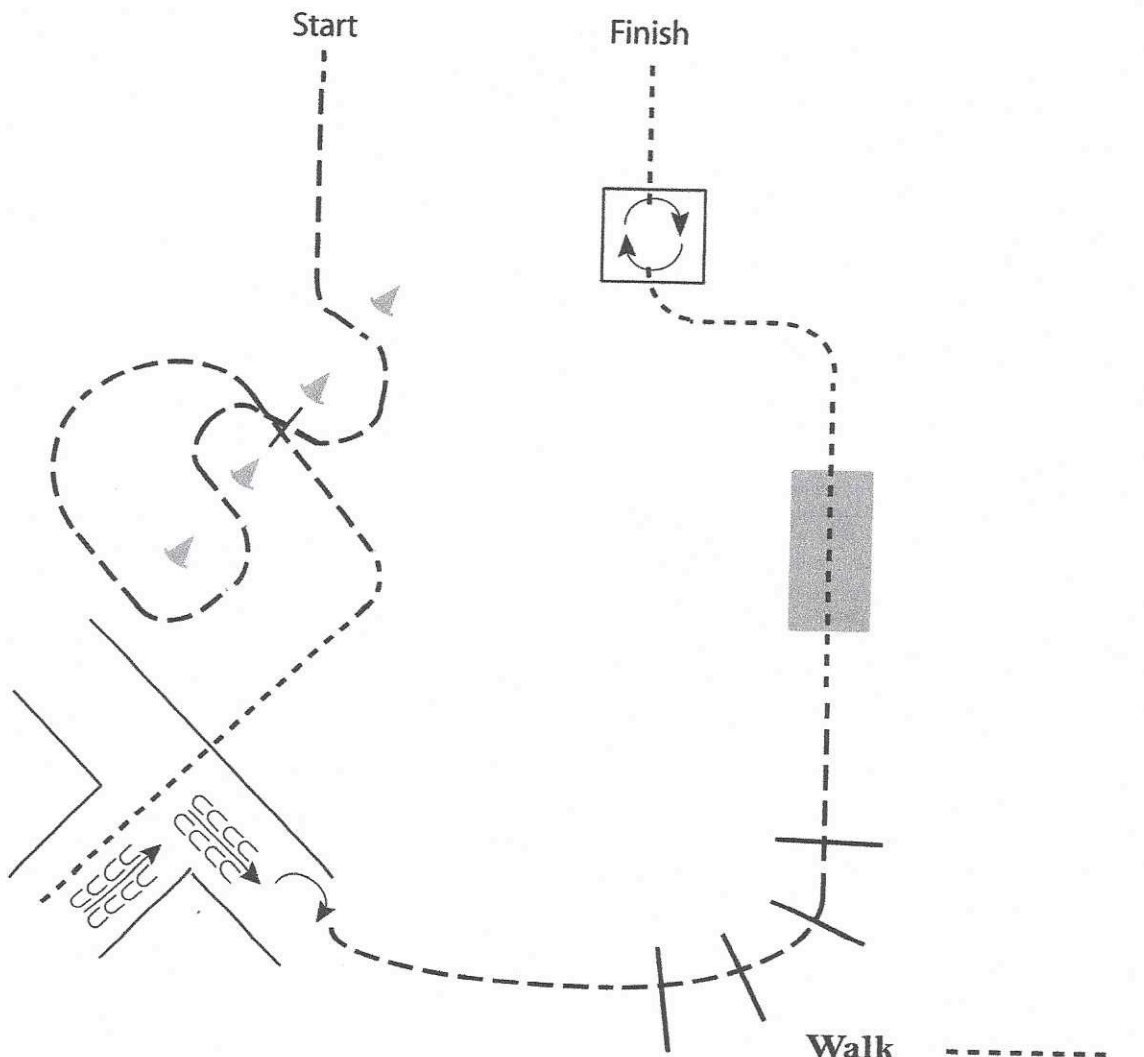
FTR Show 4

Trail Class 56 & 57 (Green and 11 & Over Walk Trot Trail)

Show Date: 09-08-2024

www.HorseShowPatterns.com

www.HorseShowPatterns.com



1. Jog through cones.
2. Walk into chute.
3. Back out of chute; turn 180 degrees right.
4. Jog over poles to bridge.
5. Walk over bridge.
6. Walk into box and perform a 360 degree turn to the right.
7. Walk out of box to finish.

Walk	-----
Jog	- - - - -
Extended Jog	— — — — —
Lope	—————
Leg Yield	
Lead Change	— / —
Back	← ← ← ← ←
Marker	Ⓚ
Sidepass	← ← ← ← ←

Pattern Provided by:

Franklin Trail Riders

[T/WT-6]

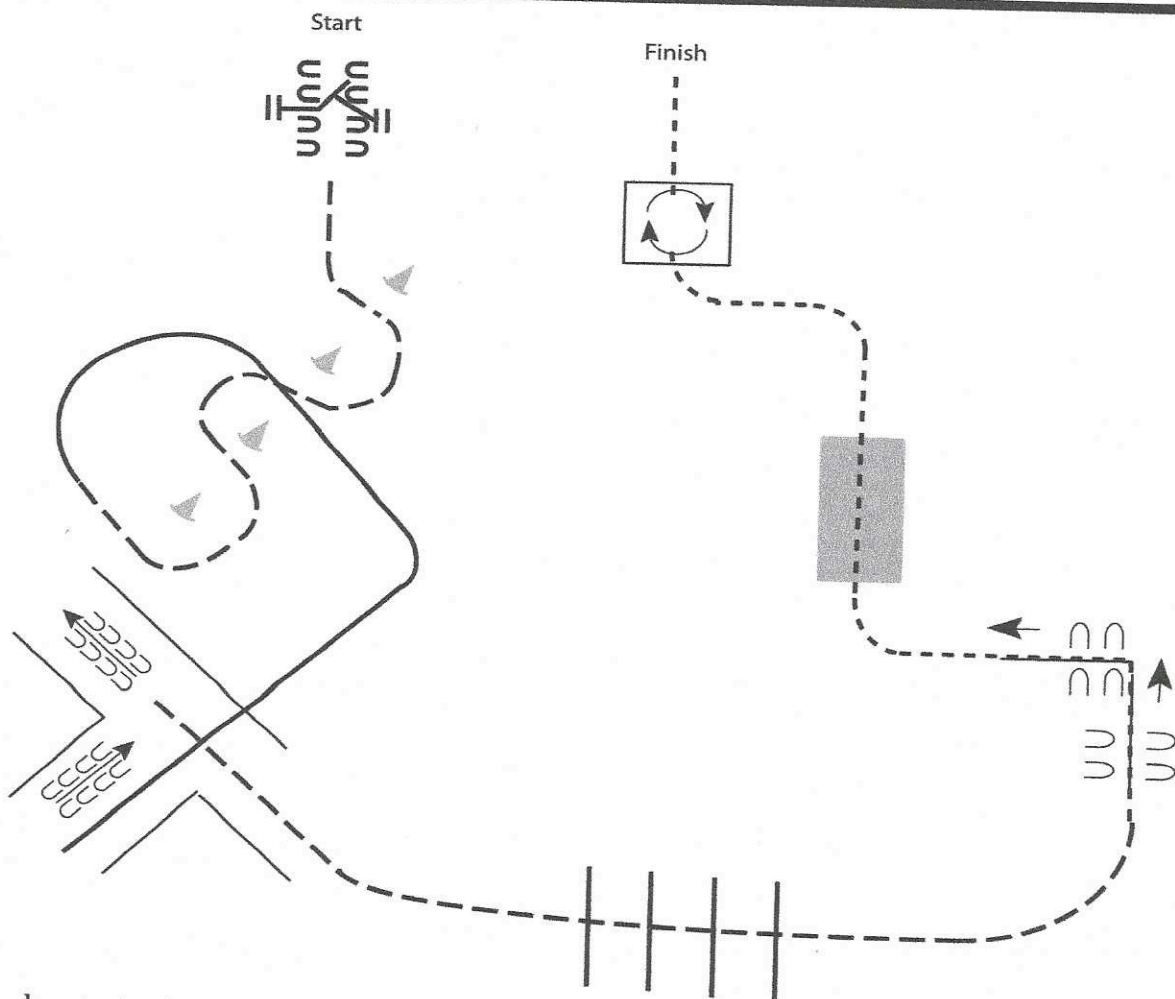
FTR Show 4

Trail Class 58, 59 & 60 (Pony, 18 & Under and 19 & Over Trail)

Show Date: 09-08-2024

www.HorseShowPatterns.com

www.HorseShowPatterns.com



Be ready at start

1. Work gate with the left hand.
2. Jog through cones
3. Lope right lead into chute
4. Back the L
5. Jog over poles to sidepass
6. Sidepass left over poles
7. Walk over bridge and into box
8. Perform a 360 degree turn to the right, walk out of box and to finish

Walk	-----
Jog	- - - - -
Extended Jog	-----
Lope	—————
Leg Yield	
Lead Change	↘
Back	←←←←←
Marker	(B)
Sidepass	←-----→

Pattern Provided by:

Franklin Trail Riders

[T/1-2]