

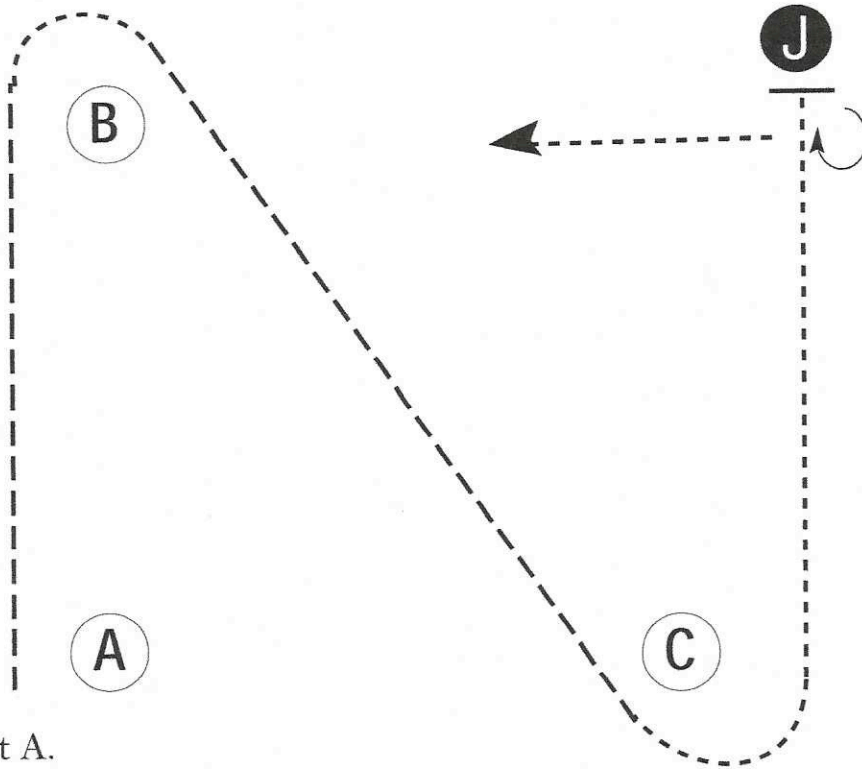
FTR Show 2 & 3 (Double Judge)

Showmanship Class 6 & 8 (19 & Over and 14-18)

Show Date: 07-21-2024

www.HorseShowPatterns.com

www.HorseShowPatterns.com



Be ready at A.

1. Trot to B.
2. Walk around B.
3. Trot from B to C.
4. Walk around C and straight to judge.
5. Stop and set up for inspection.
6. When dismissed, perform a 270 degree turn.

Walk straight away and follow the instructions of your ring steward.

| | |
|--------|-----------|
| Walk | ----- |
| Trot | - - - - - |
| Back | ← |
| Marker | ⓑ |
| Judge | ⓐ |

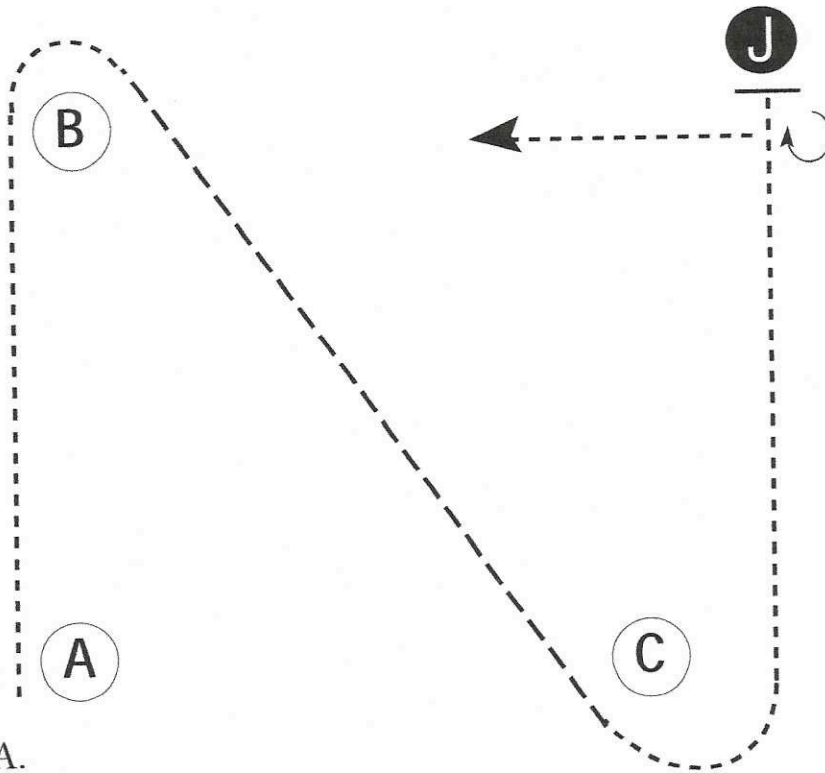
[S/1-63]

Pattern Provided by:
Franklin Trail Riders

FTR Show 2 & 3 (Double Judge)

Showmanship Class 7 (13 & Under)

Show Date: 07-21-2024



Be ready at A.

1. Walk to and around B.
2. Trot to C.
3. Walk around C and straight to judge.
4. Stop and set up for inspection.
5. When dismissed, perform a 270 degree turn.

Walk straight away and follow the instructions of your ring steward.

| | |
|--------|-----------|
| Walk | ----- |
| Trot | - - - - - |
| Back | ← ← ← ← ← |
| Marker | ⊙ |
| Judge | ● |

[S/1-62]

Pattern Provided by:

Franklin Trail Riders

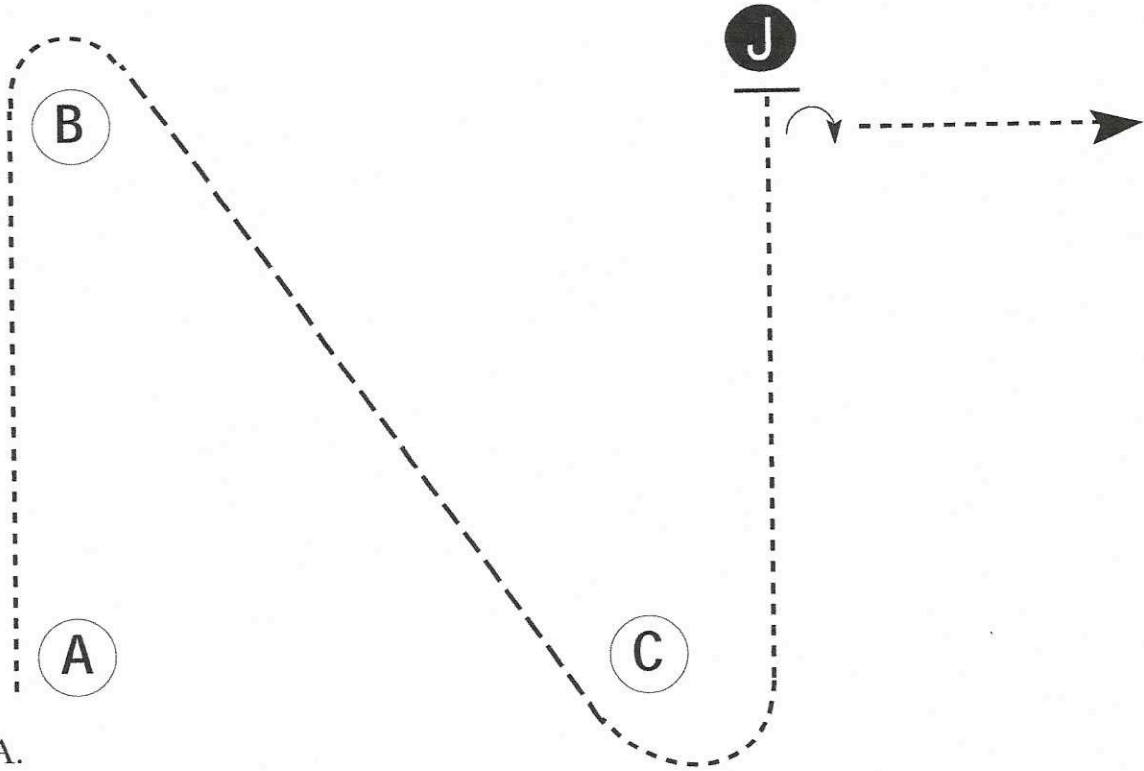
www.HorseShowPatterns.com

www.HorseShowPatterns.com

FTR Show 2 & 3 (Double Judge)

Showmanship Class 9 (10 & Under Walk Trot)

Show Date: 07-21-2024



Be ready at A.

1. Walk to and around B.
2. Trot to C.
3. Walk around C and straight to judge.
4. Stop and set up for inspection.
5. When dismissed, perform a 90 degree turn.

Walk straight away and follow the instructions of your ring steward.

| | |
|--------|-------------|
| Walk | ----- |
| Trot | - - - - - |
| Back | ← ⊃ ⊃ ⊃ ⊃ ⊃ |
| Marker | ⊙ B |
| Judge | ● J |

[S/WT-62]

Pattern Provided by:

Franklin Trail Riders

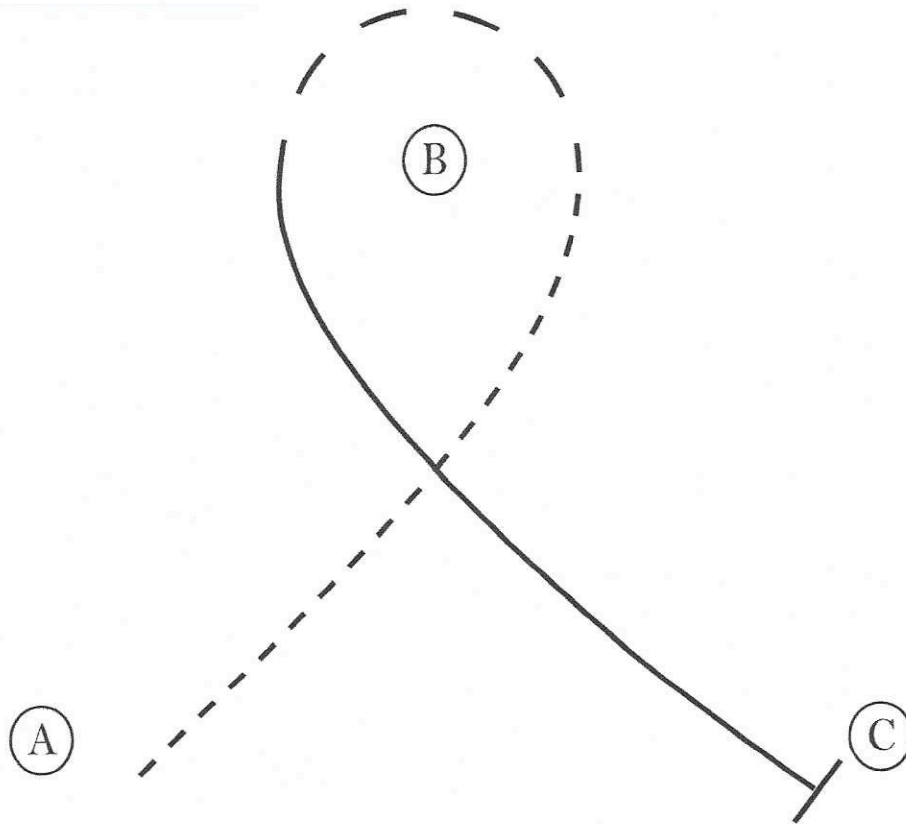
WWW.HORSESHOWPATTERNS.COM

WWW.HORSESHOWPATTERNS.COM

FTR Show 2 & 3 (Double Judge)

Green Equitation Class 12 (English riders will trot instead of jog)

Show Date: 07-21-2024



1. Jog A to B
2. At B extend the jog
3. Extended jog around B
4. At B lope on the right lead to C
5. Stop at C

| | |
|--------------|-------|
| Walk | |
| Jog | ----- |
| Extended Jog | ----- |
| Lope | ————— |
| Leg Yield | |
| Lead Change | ↘ |
| Back | ←←←←← |
| Marker | ⊙ B |
| Sidepass | ←←←←← |

[WH/1-3]

Pattern Provided by:

Franklin Trail Riders

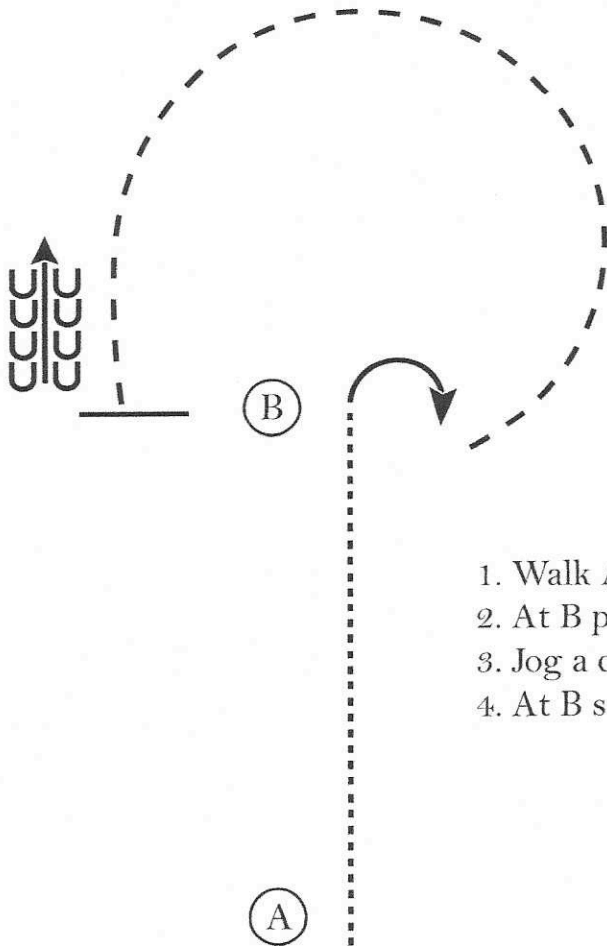
www.HorseShowPatterns.com

www.HorseShowPatterns.com

FTR Show 2 & 3 (Double Judge)

Leadline Equitation Class 14 (All riders will walk where jog is written)

Show Date: 07-21-2024



1. Walk A to B
2. At B perform a 90 degree turn to the right
3. Jog a circle around B
4. At B stop and back 4 steps

| | |
|--------------|-----------|
| Walk | |
| Jog | - - - - - |
| Extended Jog | ————— |
| Lope | ————— |
| Leg Yield | |
| Lead Change | ↘ |
| Back | ←←←←← |
| Marker | ⊙ |
| Sidepass | ←- - - -→ |

[WH/WT-7]

Pattern Provided by:

Franklin Trail Riders

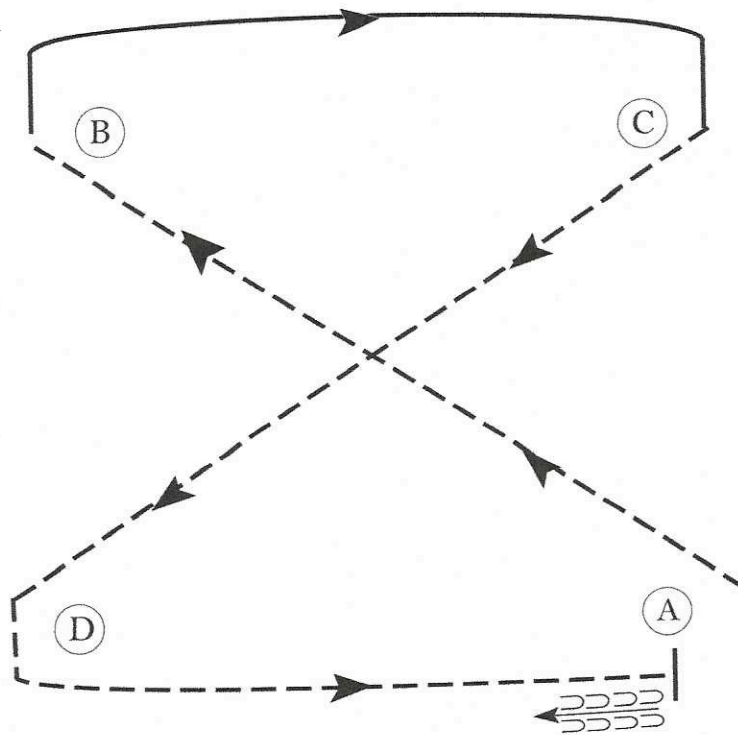
www.HorseShowPatterns.com

www.HorseShowPatterns.com

FTR Show 2 & 3 (Double Judge)

Equitation Class 31 & 33 (Pony and 13 & Under)

Show Date: 07-21-2024



Be ready at A.

1. Posting trot on the left diagonal to B.
2. Canter on the right lead to and around C.
3. Posting trot on the right diagonal to D.
4. Sitting trot to A.
5. Halt at A and back approximately one horse length.

Exit at a sitting trot.

| | |
|---------------|-------------|
| Walk | ----- |
| Trot | - - - - - |
| Extended Trot | — — — — — |
| Canter | ————— |
| Leg Yield | |
| Lead Change | — / — |
| Back | ←←←←← |
| Marker | Ⓚ |
| Sidepass | ← - - - - ← |
| Hand Gallop | — — — — — |

[HSE/1-24]

Pattern Provided by:

Franklin Trail Riders

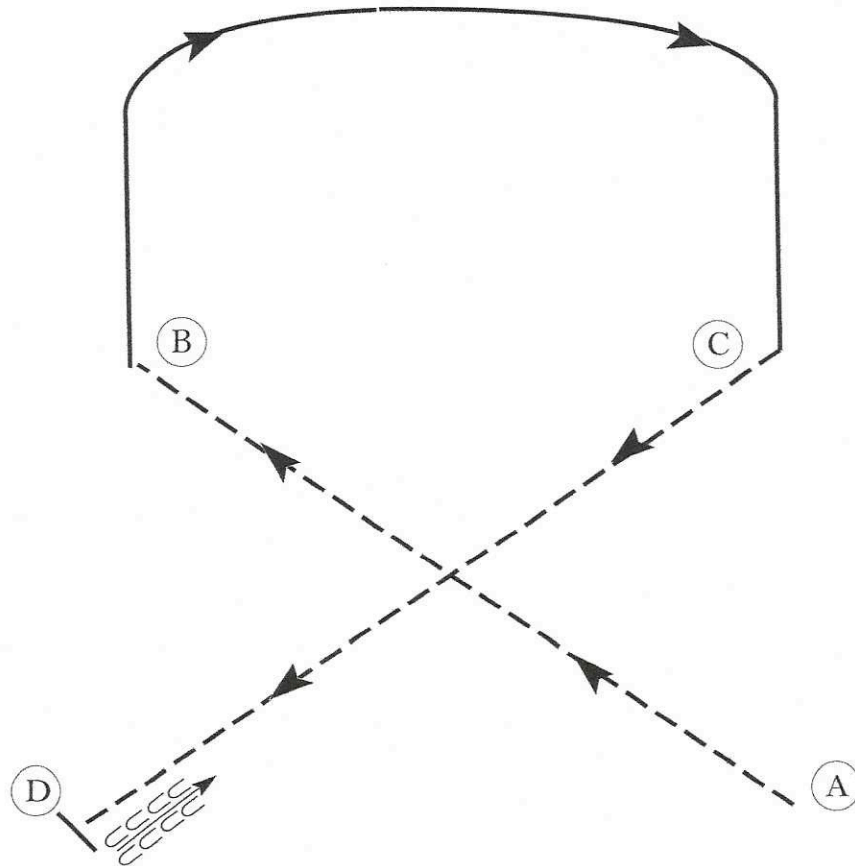
www.HorseShowPatterns.com

www.HorseShowPatterns.com

FTR Show 2 & 3 (Double Judge)

Equitation Class 32 & 34 (19 & Over and 14-18)

Show Date: 07-21-2024



Be ready at A.

1. Posting trot on the left diagonal to B.
2. Canter right lead to C.
3. Posting trot on the right diagonal 1/2 way to D.
4. Sitting trot to D.
5. Halt at D and back approximately one horse length.

Exit at a sitting trot.

| | |
|---------------|------------------------|
| Walk | ----- |
| Trot | - - - - - |
| Extended Trot | — — — — — |
| Canter | ————— |
| Leg Yield | |
| Lead Change | ↙ ↘ |
| Back | ← ← ← ← ← ← ← ← ← ← |
| Marker | (B) |
| Sidepass | ← ← ← ← ← |
| Hand Gallop | ————— |

[HSE/1-23]

Pattern Provided by:

Franklin Trail Riders

www.HorseShowPatterns.com

www.HorseShowPatterns.com

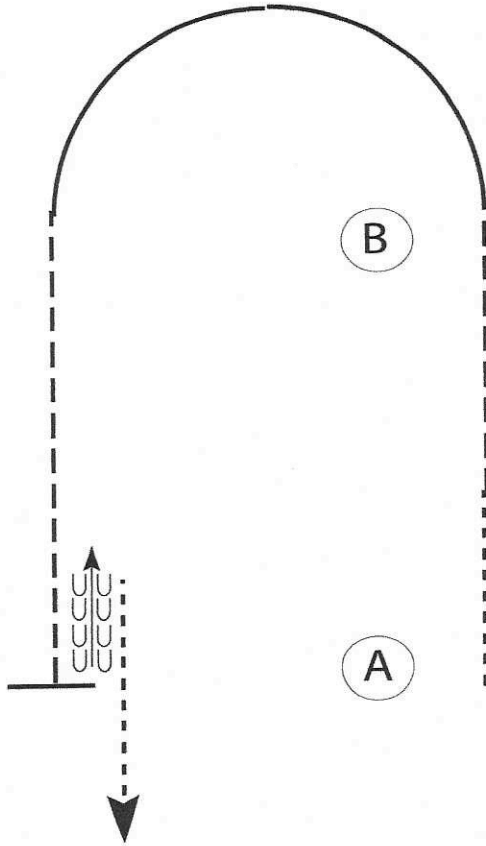
FTR Show 2 & 3 (Double Judge)

Horsemanship Class 46 & 48 (Pony and 13 & Under)

Show Date: 07-21-2024

www.HorseShowPatterns.com

www.HorseShowPatterns.com



Be ready at A.

1. When acknowledged, walk two horse lengths from A.
2. Jog to B.
3. Lope on the left lead in a half circle until even with B.
4. Jog until even with A.
5. Stop even with A and back approximately one horse length.
6. Exit pattern at a walk.

Follow the instructions of your ring steward.

| | |
|--------------|-----------|
| Walk | ----- |
| Jog | - - - - - |
| Extended Jog | - - - - - |
| Lope | ————— |
| Lead Change | — / — |
| Back | ← — — — — |
| Marker | ⊙ B |

[WH/1-83]

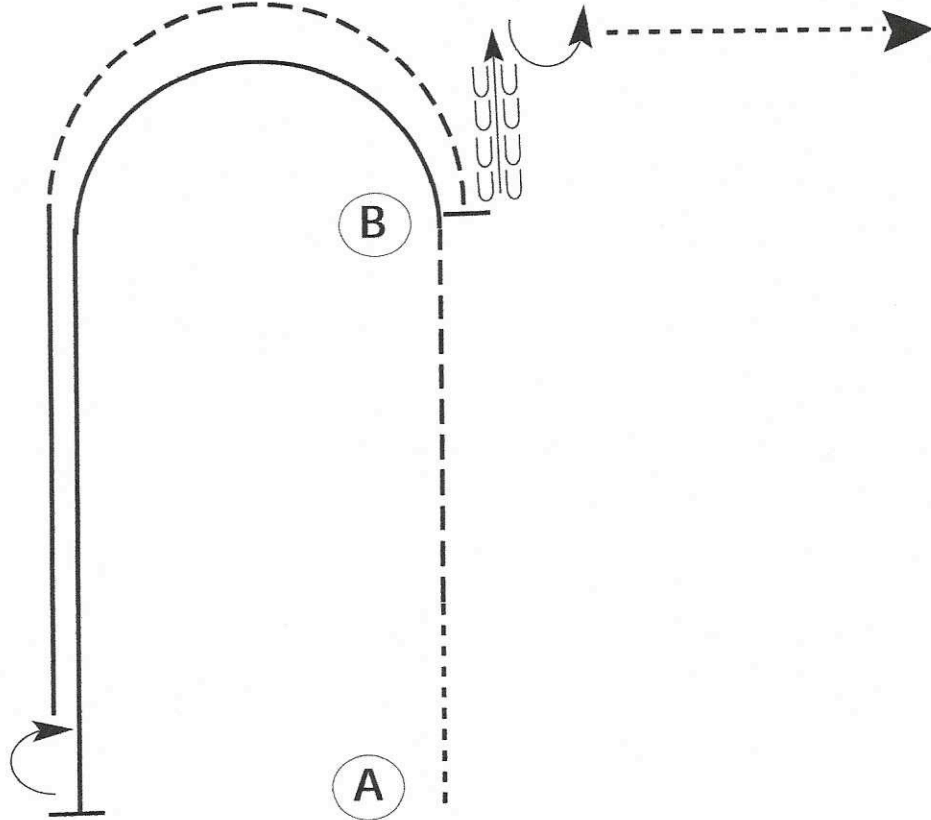
Pattern Provided by:

Franklin Trail Riders

FTR Show 2 & 3 (Double Judge)

Horsemanship Class 47 & 49 (19 & Over and 14-18)

Show Date: 07-21-2024



Be ready at A.

1. Walk approximately 2 horse lengths from A.
2. Jog to B.
3. Lope on the left lead in a half circle and then straight until even with A.
4. Stop and perform a 180 degree turn to the right.
5. Lope on the right lead until even with B.
6. Jog to B.
7. Stop at B and back approximately one horse length.
8. Perform a 90 degree turn to the left and walk straight away.

Follow the instructions of your ring steward.

| | |
|--------------|-----------|
| Walk | |
| Jog | ----- |
| Extended Jog | - - - - - |
| Lope | ————— |
| Lead Change | |
| Back | |
| Marker | (B) |

[WH/1-84]

Pattern Provided by:

Franklin Trail Riders

www.HorseShowPatterns.com

www.HorseShowPatterns.com

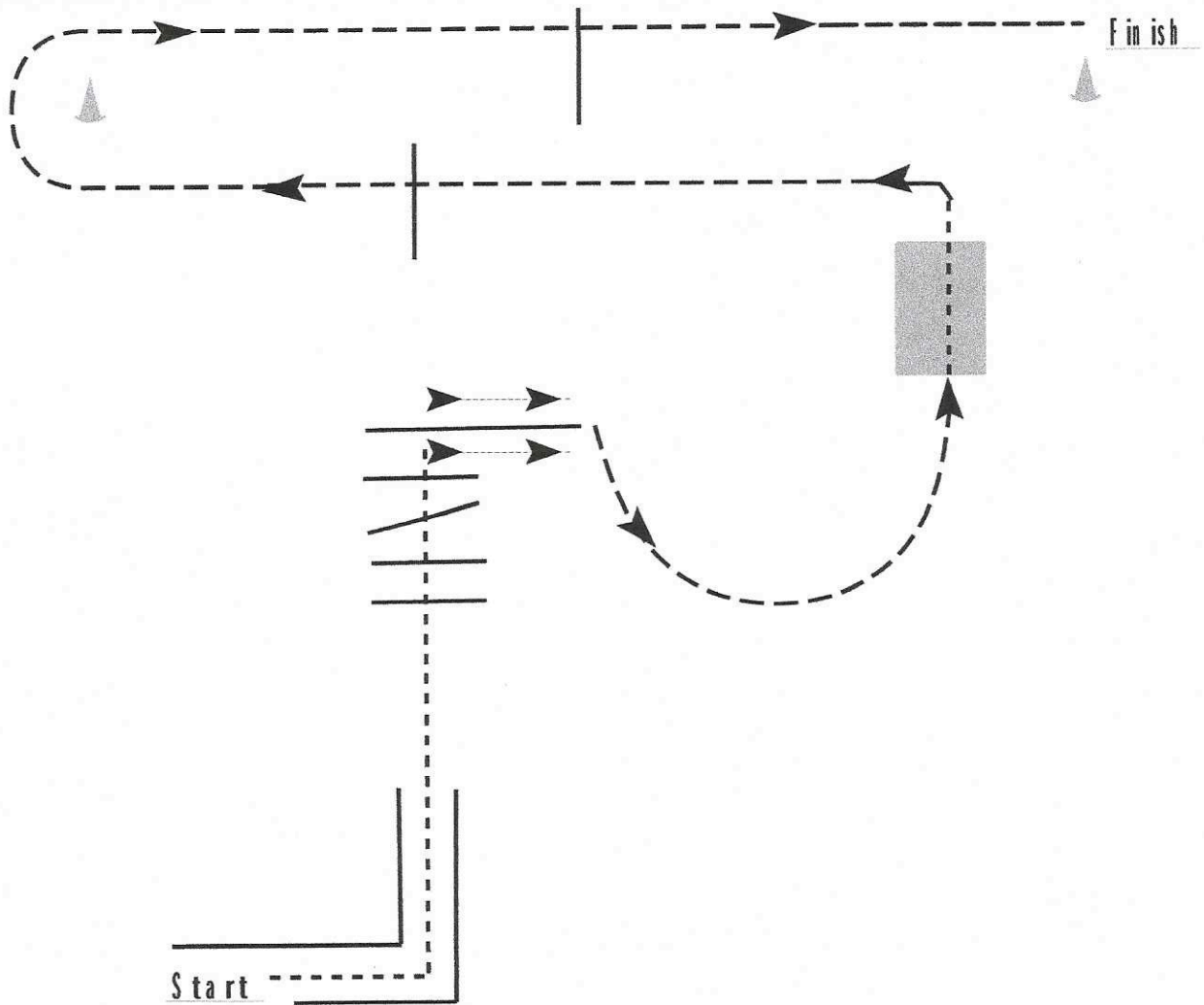
FTR Show 2 & 3 (Double Judge)

Trail Class 56 & 57 (Green and 11 & Over Walk Trot Trail)

Show Date: 07-21-2024

www.HorseShowPatterns.com

www.HorseShowPatterns.com



1. Walk thru L
2. Walk over logs.
3. Sidepass final log to the right.
4. Jog to bridge.
5. Walk over bridge.
6. Jog over pole, around cone, and over pole to finish.

| | |
|--------------|------------|
| Walk | ----- |
| Jog | - - - - - |
| Extended Jog | ----- |
| Lope | ————— |
| Leg Yield | |
| Lead Change | —/— |
| Back | ←←← ←←← |
| Marker | ⓑ |
| Sidepass | ←-----← |

[T/WT-26]

Pattern Provided by:
Franklin Trail Riders

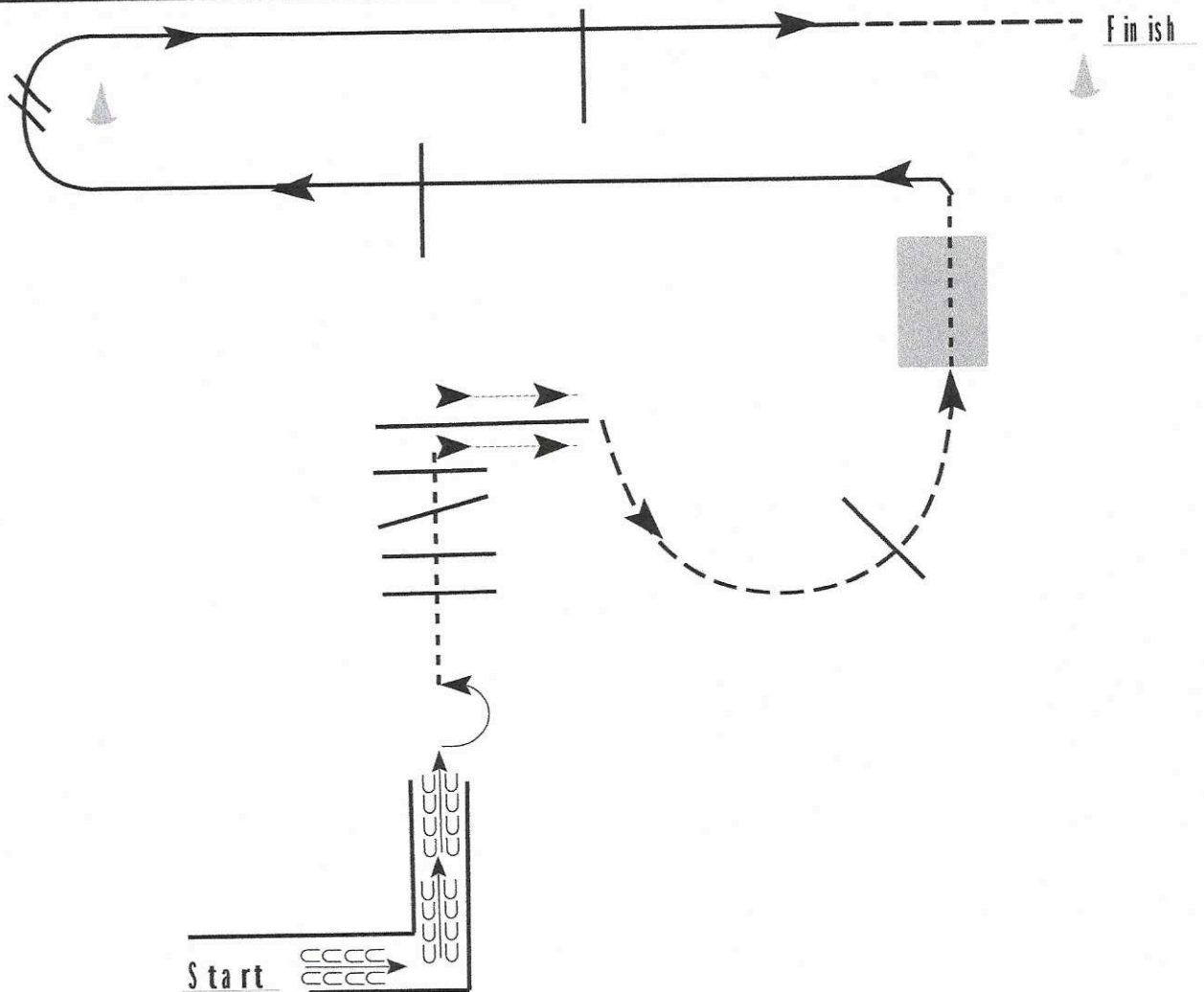
FTR Show 2 & 3 (Double Judge)

Trail Class 58, 59 & 60 (Pony, 18 & Under and 19 & Over Trail)

Show Date: 07-21-2024

www.HorseShowPatterns.com

www.HorseShowPatterns.com



1. Back thru L
2. Do a 180 degree turn to left and walk over logs.
3. Sidepass final log to the right.
4. Jog over pole and to bridge.
5. Walk over bridge.
6. Lope on left lead over pole.
7. At cone, perform a simple lead change.
8. Lope on right lead over pole and jog to finish.

| | |
|--------------|-----------|
| Walk | ----- |
| Jog | - - - - - |
| Extended Jog | ----- |
| Lope | ===== |
| Leg Yield | |
| Lead Change | /// |
| Back | ←←← |
| Marker | Ⓚ |
| Sidepass | ←-----← |

[T/1-26]

Pattern Provided by:

Franklin Trail Riders