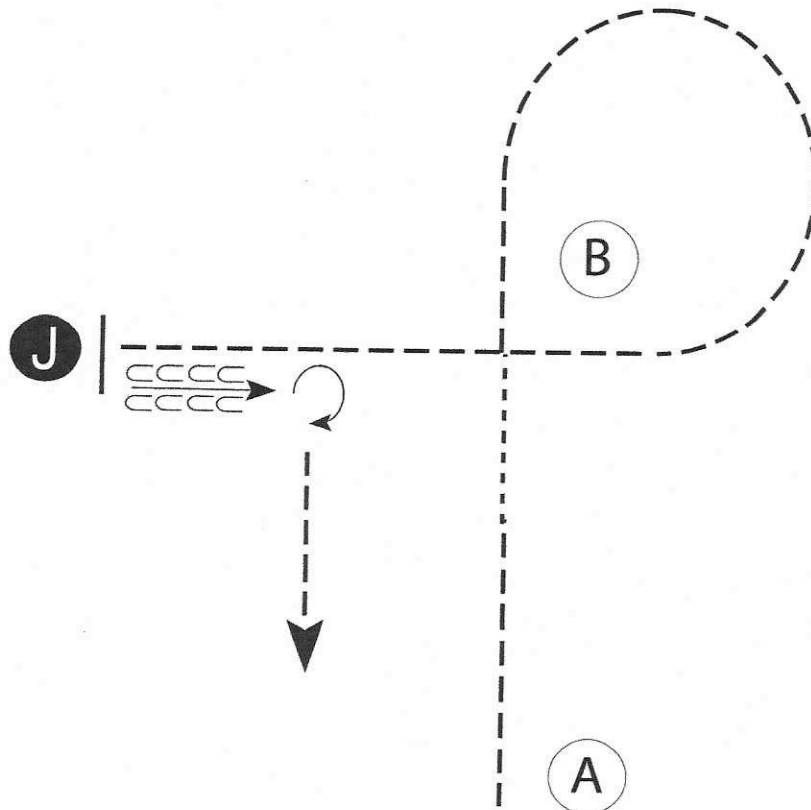


FTR Show 1

Showmanship Class 6 & 8 (19 & Over and 14-18)

Show Date: 06-02-2024



Be ready at A.

1. Trot halfway to B.
2. Walk two horse lengths.
3. Trot to and around B as shown.
4. Trot to the judge. Stop and set up for inspection.
5. When dismissed, back approximately 2 horse lengths.
6. Perform a 270 degree turn and trot straight away.

Follow the instructions of your ring steward.

Walk	-----
Trot	- - - - -
Back	← ⏏ ⏏
Marker	Ⓟ
Judge	Ⓝ

[S/1-78]

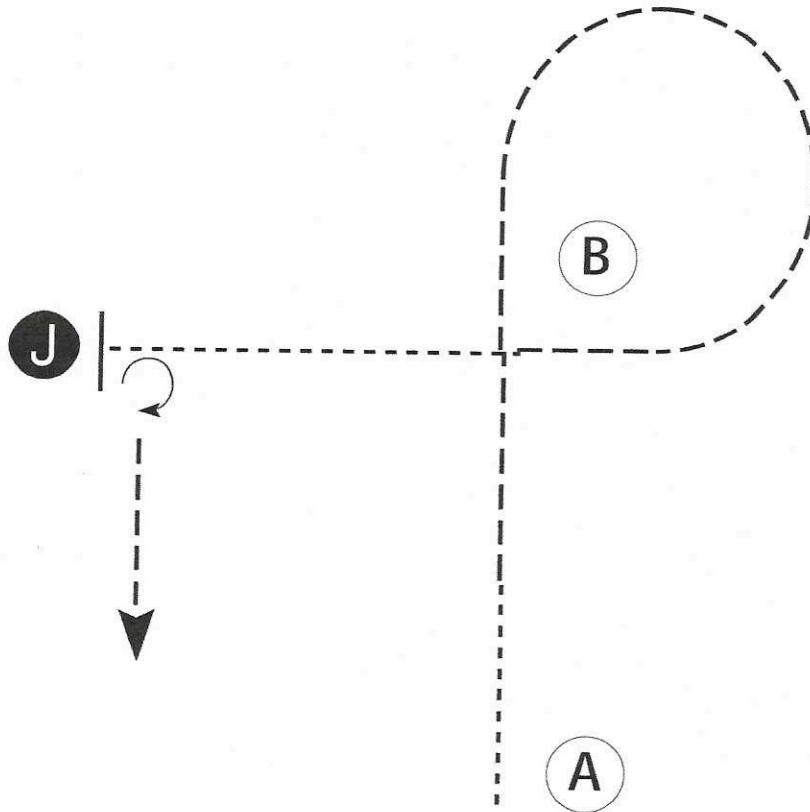
Pattern Provided by:

Franklin Trail Riders

FTR Show 1

Showmanship Class 7 (13 & Under)

Show Date: 06-02-2024



Be ready at A.

1. Walk halfway to B.
2. Trot to and around B as shown.
3. When just past B, walk to judge and set up for inspection.
4. When dismissed, perform a 270 degree turn and trot away.

Follow the instructions of your ring steward.

Walk	-----
Trot	- - - - -
Back	← ← ← ← ←
Marker	⊙ B
Judge	● J

[S/1-79]

Pattern Provided by:

Franklin Trail Riders

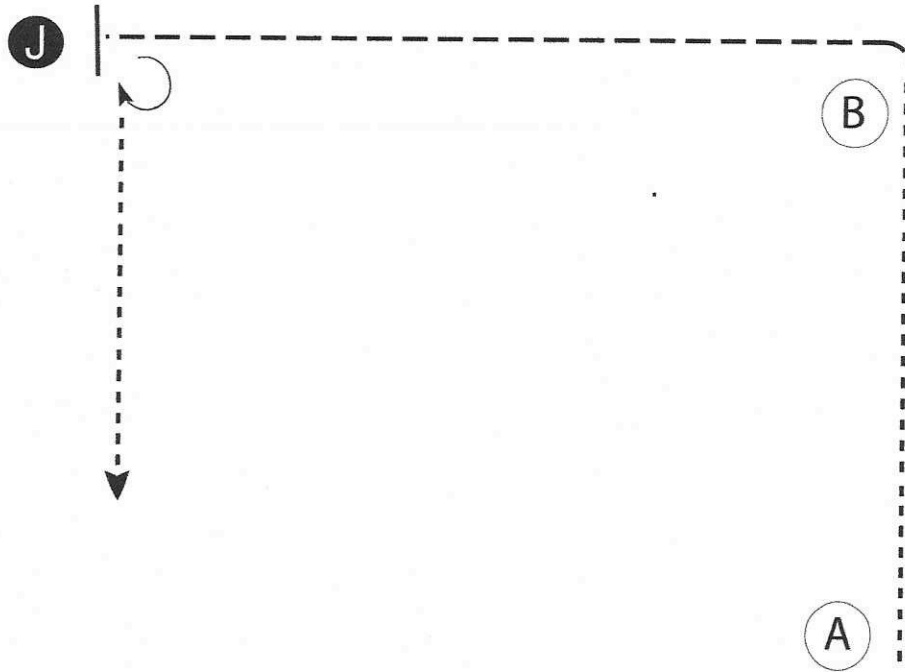
www.HorseShowPatterns.com

www.HorseShowPatterns.com

FTR Show 1

Showmanship Class 9 (10 & Under Walk Trot)

Show Date: 06-02-2024



Be ready at A.

1. Walk to B.
2. Trot around B and to judge.
3. Stop and set up for inspection.
4. When dismissed, turn 270 degrees and walk straight off.

Walk	-----
Trot	- - - - -
Back	←
Marker	⊙ B
Judge	● J

[S/WT-23]

Pattern Provided by:

Franklin Trail Riders

www.HorseShowPatterns.com

www.HorseShowPatterns.com

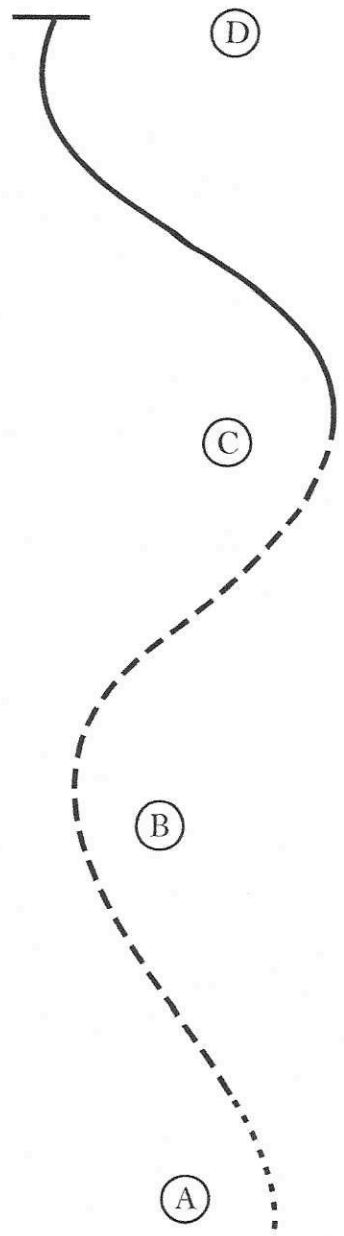
FTR Show 1

Green Equitation Class 12 (English riders will trot instead of jog)

Show Date: 06-02-2024

www.HorseShowPatterns.com

www.HorseShowPatterns.com



1. At A walk two strides
2. Jog to C
3. At C lope on the right lead to D
4. At D stop

Walk
Jog	-----
Extended Jog	-----
Lope	—————
Leg Yield	
Lead Change	↘
Back	←←←←
Marker	(B)
Sidepass	←-----→

[WH/1-2]

Pattern Provided by:

Franklin Trail Riders

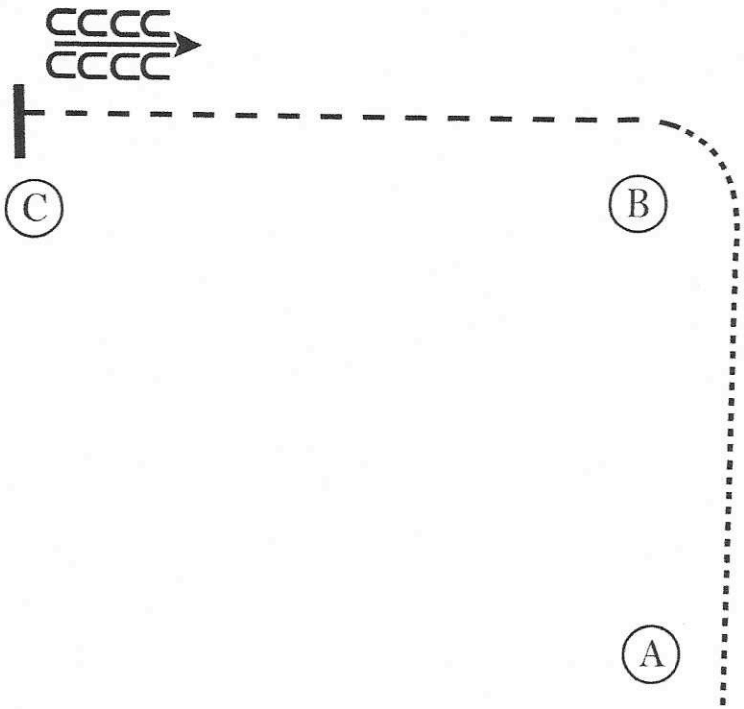
FTR Show 1

Leadline Equitation Class 14 (All riders will walk where jog is written)

Show Date: 06-02-2024

www.HorseShowPatterns.com

www.HorseShowPatterns.com



1. Walk A to B
2. Jog B to C
3. At C stop and back

Walk
Jog	-----
Extended Jog	—————
Lope	—————
Leg Yield	
Lead Change	///
Back	CCCCC CCCCC
Marker	(B)
Sidepass	←-----→

[WH/WT-4]

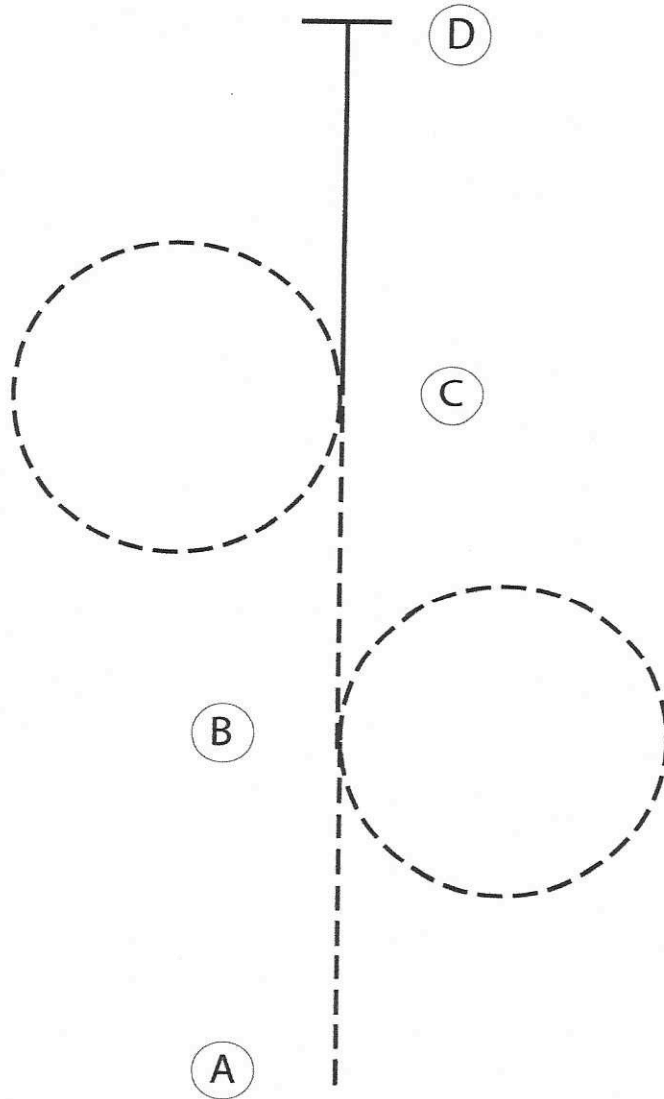
Pattern Provided by:

Franklin Trail Riders

FTR Show 1

Equitation Class 31 & 33 (Pony and 13 & Under)

Show Date: 06-02-2024



1. Sitting trot from A to B
2. Posting trot on the left diagonal and perform a circle to the right at B. Continue to C
3. Posting trot on the right diagonal and perform a circle to the left at C
4. Canter on the left lead from C to D
5. At D stop

Walk	-----
Trot	- - - - -
Extended Trot	-----
Canter	=====
Leg Yield	
Lead Change	↙ ↘
Back	←←←←←
Marker	(B)
Sidepass	←←←←←
Hand Gallop	-----

[HSE/1-27]

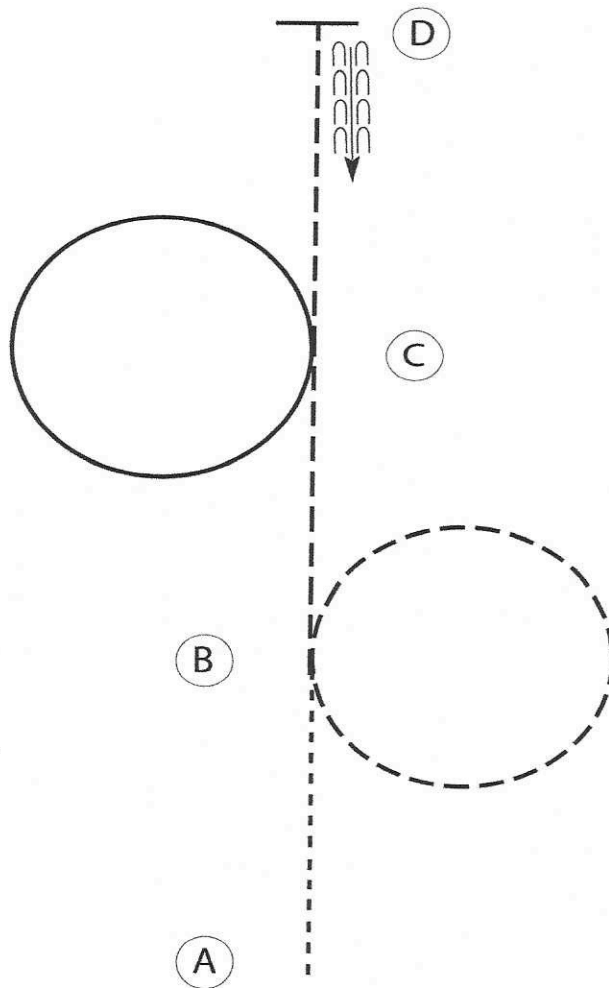
Pattern Provided by:

Franklin Trail Riders

FTR Show 1

Equitation Class 32 & 34 (19 & Over and 14-18)

Show Date: 06-02-2024



Be ready at A.

1. Walk from A to B.
2. At B, posting trot circle to the right on proper diagonal.
3. Continue posting trot to C.
4. At C, canter a circle to the left on the left lead.
5. After returning to C, break to a sitting trot from C to D.
6. At D, stop and back approximately one horse length.

Follow the instructions of your ring steward.

Walk	-----
Trot	- - - - -
Extended Trot	—————
Canter	—————
Leg Yield	
Lead Change	—/—
Back	←←←←←
Marker	(B)
Sidepass	←-----←
Hand Gallop	—————

[HSE/1-29]

Pattern Provided by:

Franklin Trail Riders

www.HorseShowPatterns.com

www.HorseShowPatterns.com

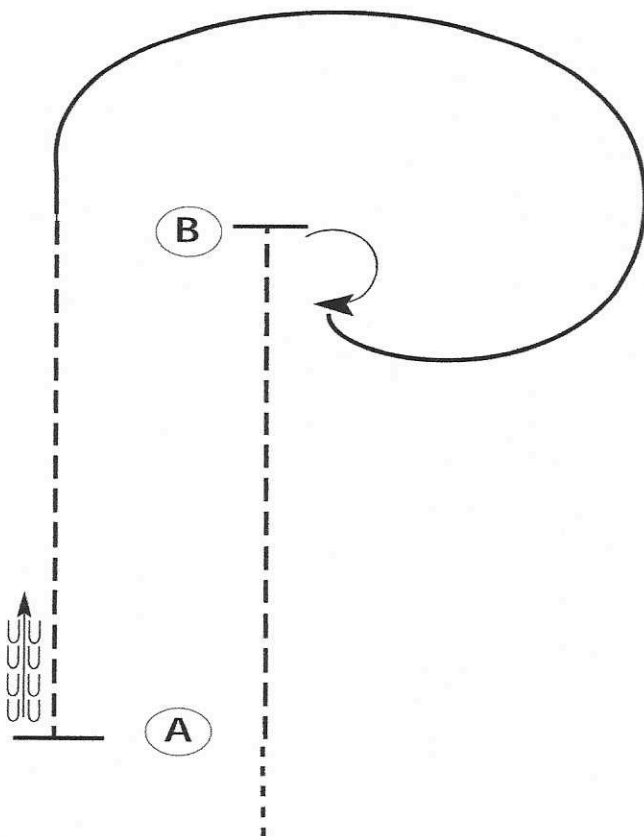
FTR Show 1

Horsemanship Class 46 & 48 (Pony and 13 & Under)

Show Date: 06-02-2024

W W W . H o r s e S h o w P a t t e r n s . c o m

W W W . H o r s e S h o w P a t t e r n s . c o m



Be ready before A.

1. Walk to A.
2. Jog to B.
3. Turn 180 degrees to the right.
4. Lope on the left lead back around to B.
5. Jog from B to A.
6. Stop at A and back approximately one horse length.

Follow the instructions of your ring steward.

Walk	-----
Jog	- - - - -
Extended Jog	— — — —
Lope	————
Leg Yield	
Lead Change	— / —
Back	← ← ← ← ←
Marker	⊙ B
Sidepass	← — — — — →

[WH/1-44]

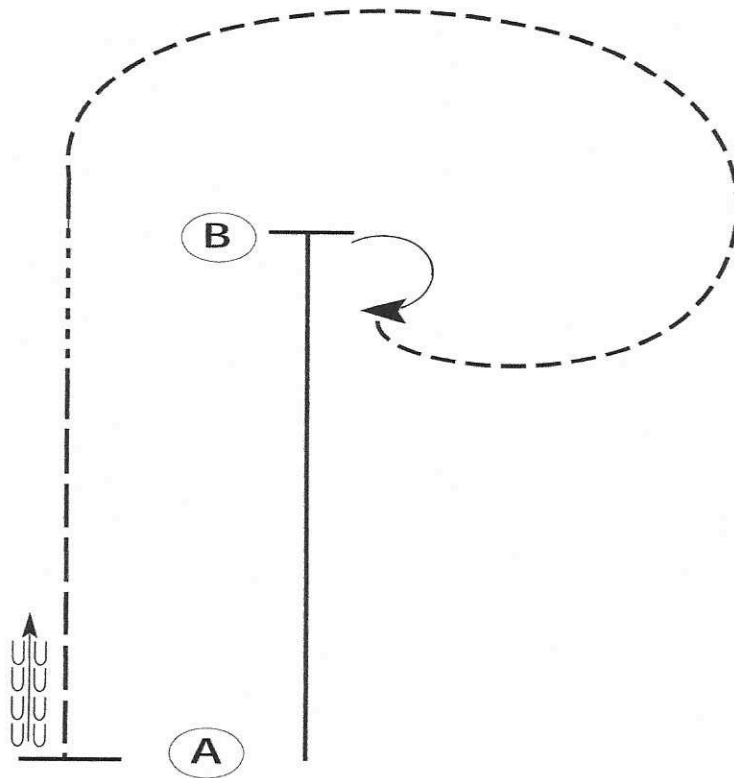
Pattern Provided by:

Franklin Trail Riders

FTR Show 1

Horsemanship Class 47 & 49 (19 & Over and 14-18)

Show Date: 06-02-2024



Be ready at A.

1. Lope on the right lead to B.
2. Turn 180 degrees to the right.
3. Jog back around to B.
4. At B, break to the walk.
5. Walk approximately 10 feet.
6. Extend the jog to A.
7. Stop at A and back approximately one horse length.

Follow the instructions of your ring steward.

Walk	-----
Jog	- - - - -
Extended Jog	— — — — —
Lope	—————
Leg Yield	
Lead Change	— / —
Back	← ← ← ← ←
Marker	⊙
Sidepass	← — — — — →

[WH/1-43]

Pattern Provided by:

Franklin Trail Riders

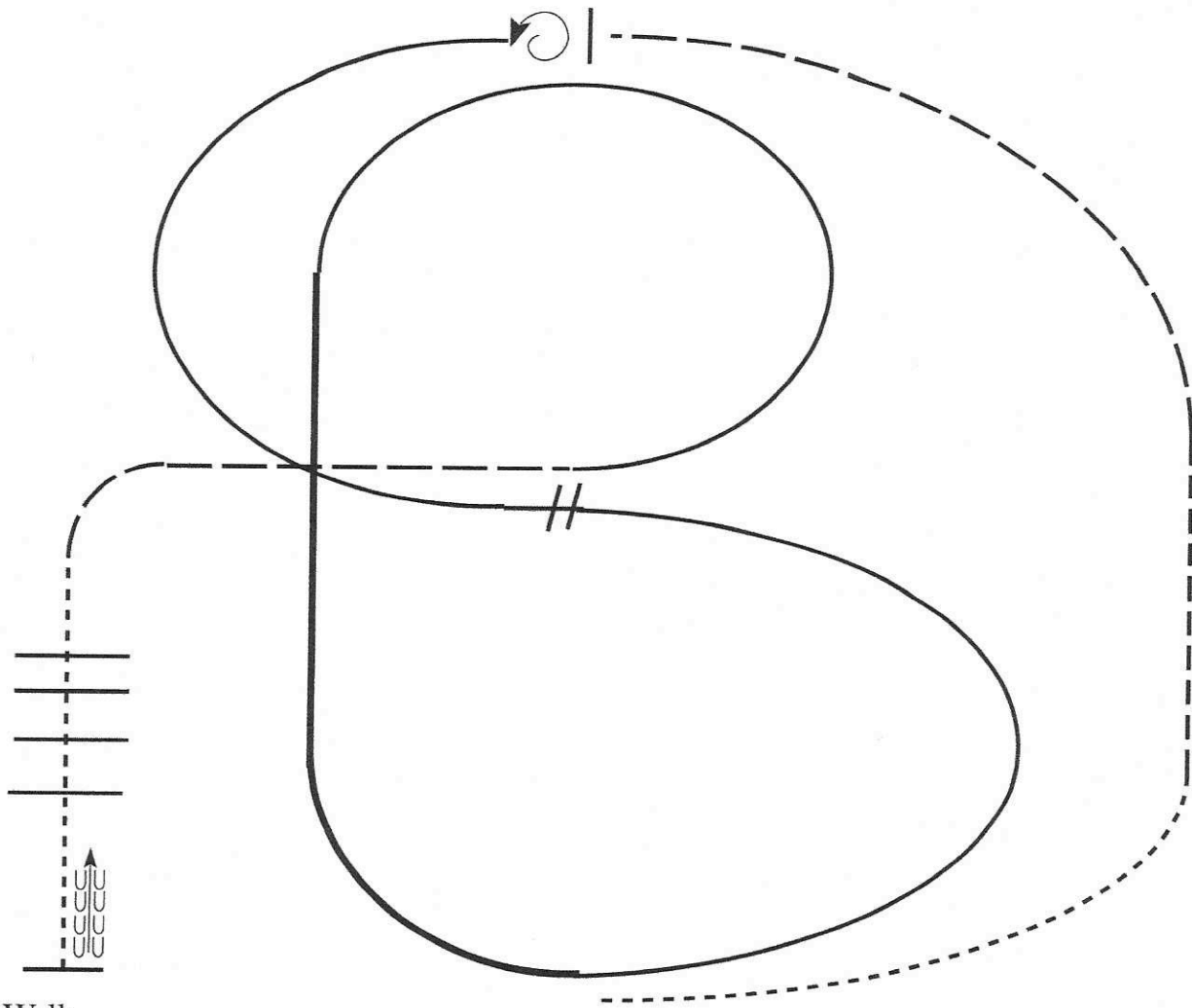
FTR Show 1

Ranch Pattern Class 52 & 53 (19 & Over and 18 & Under)

Show Date: 06-02-2024

W W W . H o r s e S h o w P a t t e r n s . c o m

W W W . H o r s e S h o w P a t t e r n s . c o m



1. Walk
2. Trot
3. Extend the trot, at the top of the arena, stop
4. 360 degree turn to the left
5. Left lead 1/2 circle, lope to the center
6. Change leads (simple or flying)
7. Right lead 1/2 circle
8. Extended lope up the long side of arena (right lead)
9. Collect back to a lope around the top of the arena and back to center
10. Break down to an extended trot
11. Walk over poles.
12. Stop and back

Walk	-----
Jog	- - - - -
Extended Jog	-----
Lope	-----
Lead Change	////
Back	← ← ← ← ←
Marker	Ⓚ

[RR/1]

Pattern Provided by:

Franklin Trail Riders

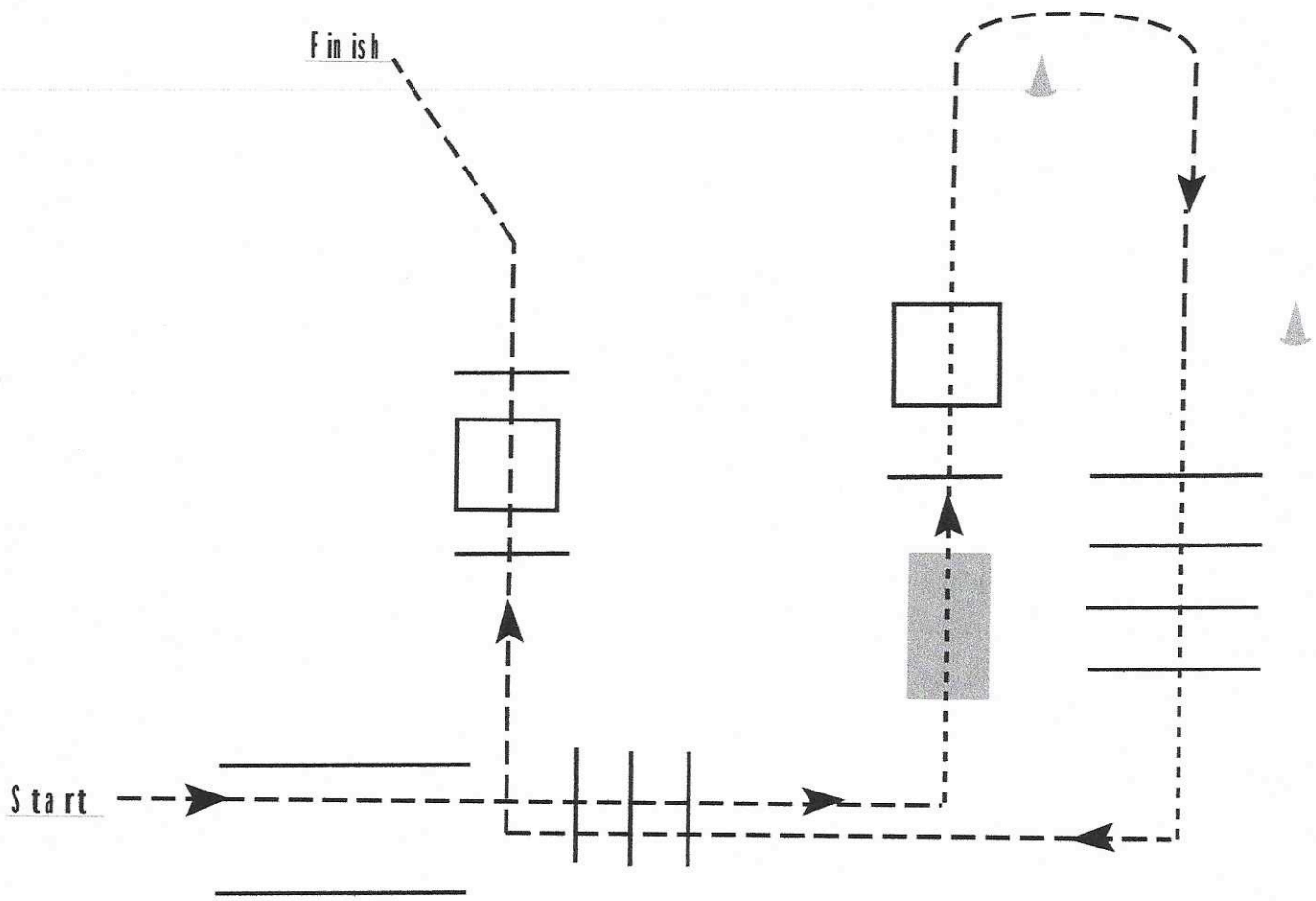
FTR Show 1

Trail Class 56 & 57 (Green and 11 & Over Walk Trot Trail)

Show Date: 06-02-2024

www.HorseShowPatterns.com

www.HorseShowPatterns.com



1. Trot thru chute, over poles and to bridge.
2. Walk over bridge and poles as shown.
3. Trot around cone and to 2nd cone.
4. Walk over poles.
5. Jog over two sets of poles and to finish as shown.

Walk	-----
Jog	- - - - -
Lope	—————
Back	←←←←←
Marker	▲
Sidepass	←←←←←

[T/WT-40]

Pattern Provided by:

Franklin Trail Riders

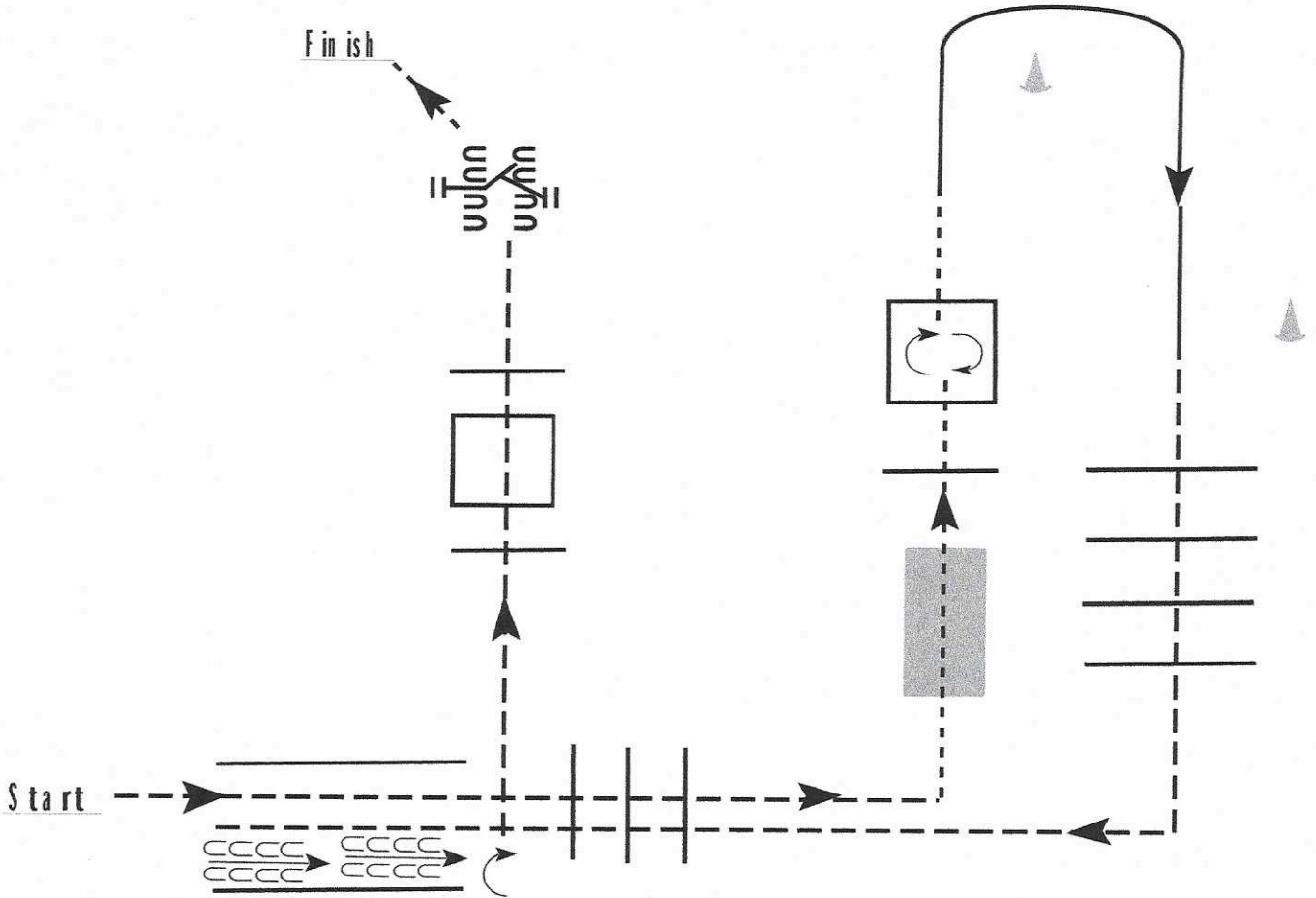
FTR Show 1

Trail Class 58, 59 & 60 (Pony, 18 & Under and 19 & Over Trail)

Show Date: 06-02-2024

www.HorseShowPatterns.com

www.HorseShowPatterns.com



1. Trot thru chute, over poles and to bridge.
2. Walk over bridge and pole into box.
3. Perform a full turn to the right and walk out.
4. Lope on the right lead around cone and to 2nd cone.
5. Trot over poles and into chute.
6. Back out of chute and turn 1/4 turn right.
7. Trot over poles to gate.
8. Work the gate and walk to finish.

Walk	-----
Jog	- - - - -
Lope	—————
Back	←←←←←
Marker	▲
Sidepass	←-----←

[T/2-40]

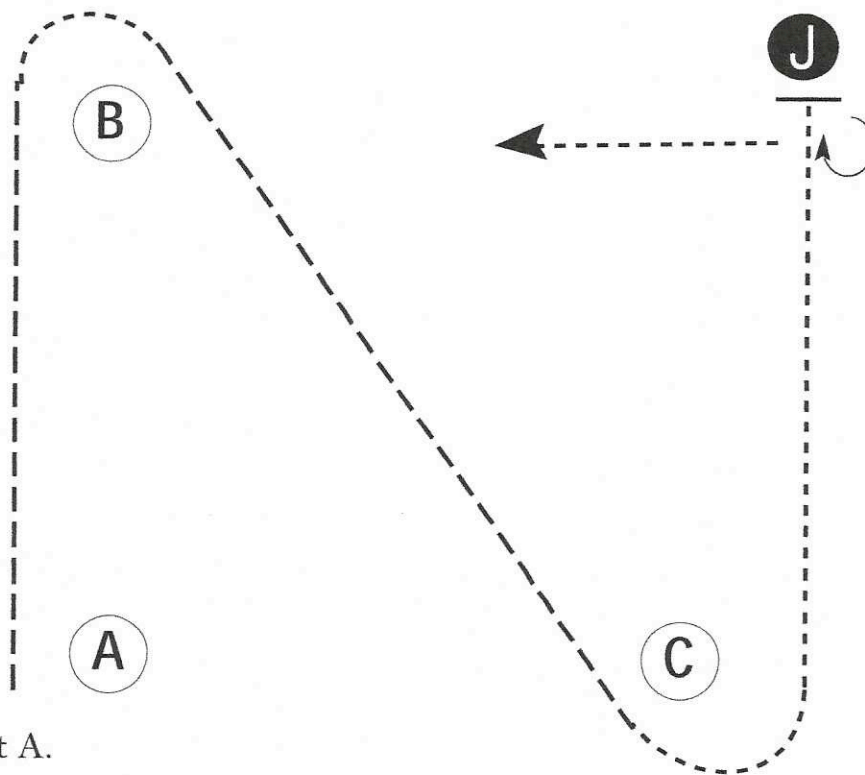
Pattern Provided by:

Franklin Trail Riders

FTR Show 2 & 3 (Double Judge)

Showmanship Class 6 & 8 (19 & Over and 14-18)

Show Date: 07-21-2024



Be ready at A.

1. Trot to B.
2. Walk around B.
3. Trot from B to C.
4. Walk around C and straight to judge.
5. Stop and set up for inspection.
6. When dismissed, perform a 270 degree turn.

Walk straight away and follow the instructions of your ring steward.

Walk	-----
Trot	- - - - -
Back	←
Marker	⊙ B
Judge	● J

[S/1-63]

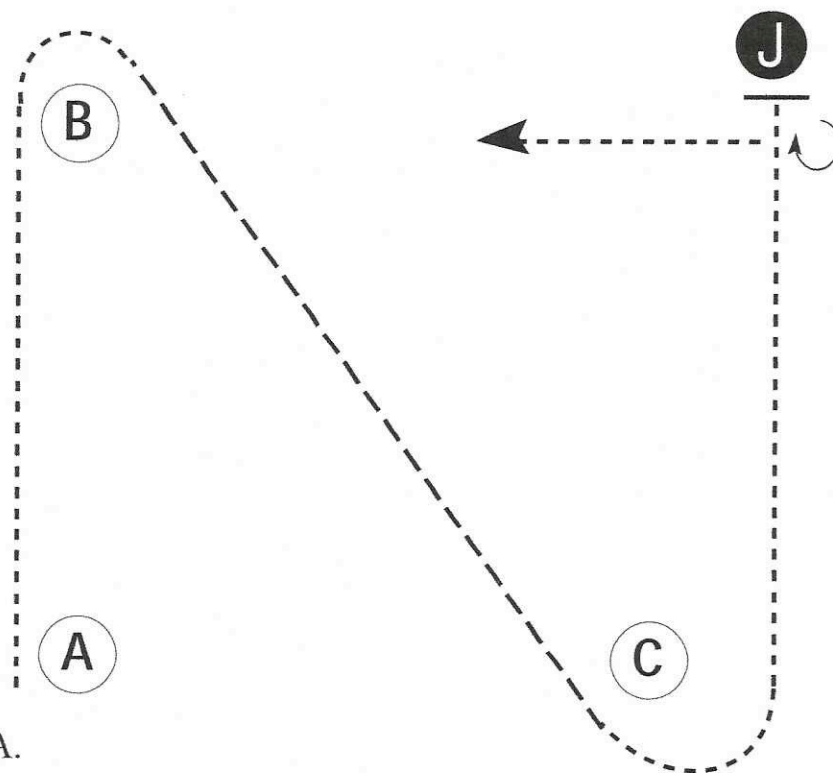
Pattern Provided by: _____

Franklin Trail Riders

FTR Show 2 & 3 (Double Judge)

Showmanship Class 7 (13 & Under)

Show Date: 07-21-2024



Be ready at A.

1. Walk to and around B.
2. Trot to C.
3. Walk around C and straight to judge.
4. Stop and set up for inspection.
5. When dismissed, perform a 270 degree turn.

Walk straight away and follow the instructions of your ring steward.

Walk	-----
Trot	- - - - -
Back	←
Marker	⊙ B
Judge	● J

[S/1-62]

Pattern Provided by:

Franklin Trail Riders

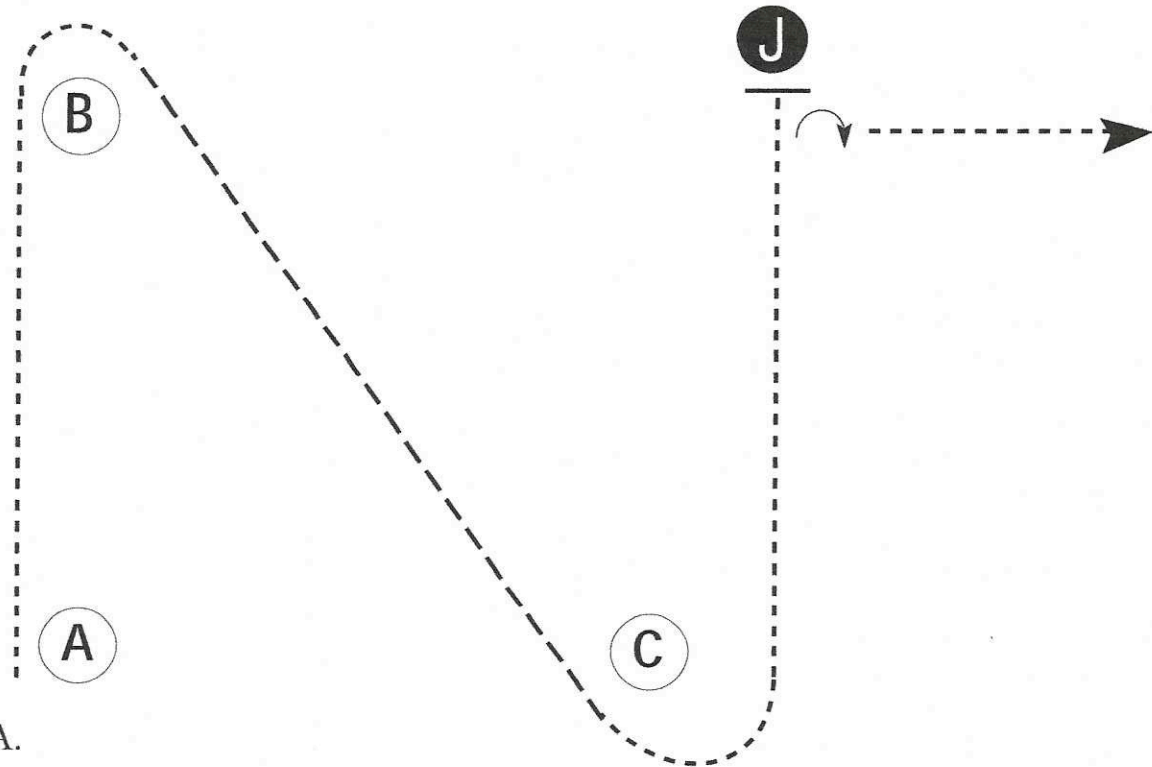
www.HorseShowPatterns.com

www.HorseShowPatterns.com

FTR Show 2 & 3 (Double Judge)

Showmanship Class 9 (10 & Under Walk Trot)

Show Date: 07-21-2024



Be ready at A.

1. Walk to and around B.
2. Trot to C.
3. Walk around C and straight to judge.
4. Stop and set up for inspection.
5. When dismissed, perform a 90 degree turn.

Walk straight away and follow the instructions of your ring steward.

Walk	-----
Trot	-----
Back	←←←← ←←←←
Marker	⊙ B
Judge	⊙ J

[SWT-62]

Pattern Provided by:

Franklin Trail Riders

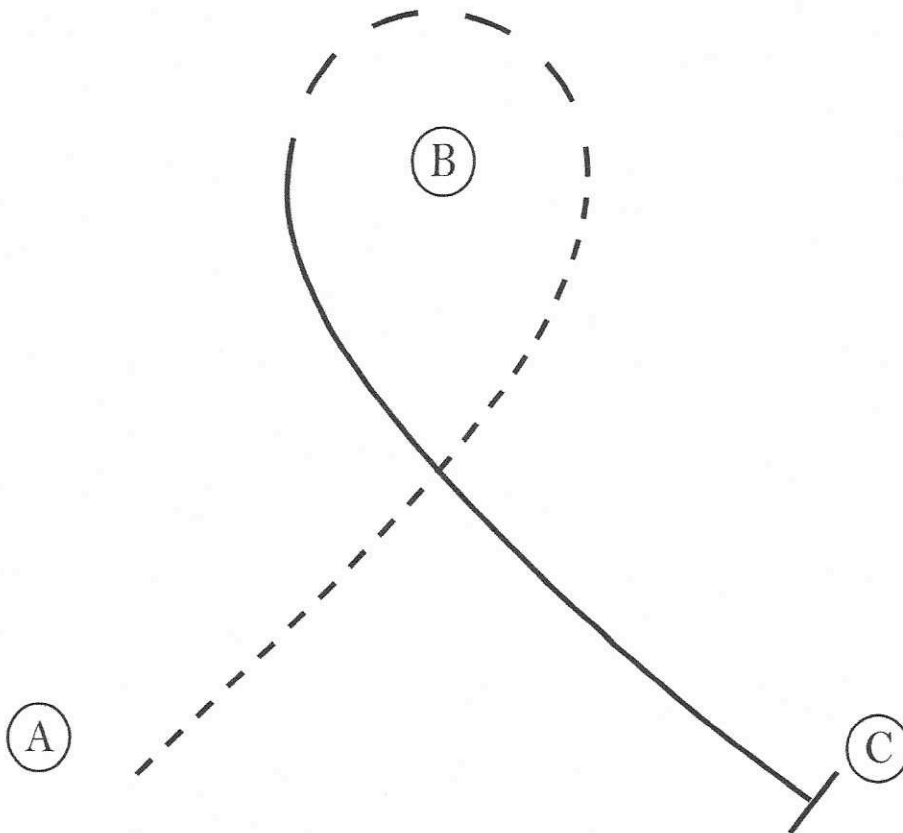
FTR Show 2 & 3 (Double Judge)

Green Equitation Class 12 (English riders will trot instead of jog)

Show Date: 07-21-2024

www.HorseShowPatterns.com

www.HorseShowPatterns.com



1. Jog A to B
2. At B extend the jog
3. Extended jog around B
4. At B lope on the right lead to C
5. Stop at C

Walk
Jog	-----
Extended Jog	—————
Lope	—————
Leg Yield	
Lead Change	↘
Back	←←←
Marker	(B)
Sidepass	←←←

[WH/1-3]

Pattern Provided by:

Franklin Trail Riders